



IL23/IL12RB1 BINDING ASSAY KITS

Part # 64BDPIL12PEG & 64BDPIL12PEH

Test size: 500 tests (64BDPIL12PEG), 10,000 tests (64BDPIL12PEH) - assay volume: 20 µL

Revision: #02 of September 2023

Store at: ≤-60°C

This product is intended for research purposes only. The product is not intended to be used for therapeutic or diagnostic purposes.

ASSAY PRINCIPLE

The HTRF IL23/IL12Rb1 Binding Assay is designed to measure the interaction between IL23 and IL12Rb1. Utilizing HTRF (Homogeneous Time-resolved Fluorescence) technology, the assay enables simple and rapid characterization of compound and antibody blockers in a high throughput format.

As shown in Figure 1, the interaction between IL23 and IL12Rb1 is detected by using anti-Tag1 labeled with Europium (HTRF donor) and anti-Tag2 labeled with XL665 (HTRF acceptor). When the donor and acceptor antibodies are brought into close proximity due to IL23 and IL12Rb1 binding, excitation of the donor antibody triggers fluorescence resonance energy transfer (FRET) towards the acceptor antibody, which in turn emits specifically at 665 nm. This specific signal is directly proportional to the extent of IL23/IL12Rb1 interaction. Thus, compound or antibody blocking IL23/IL12Rb1 interaction will cause a reduction in HTRF signal.

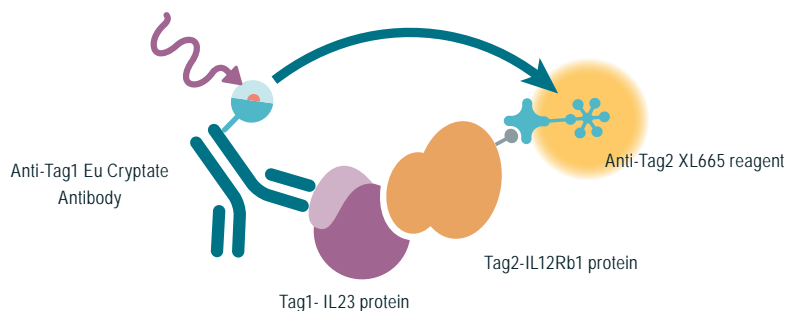
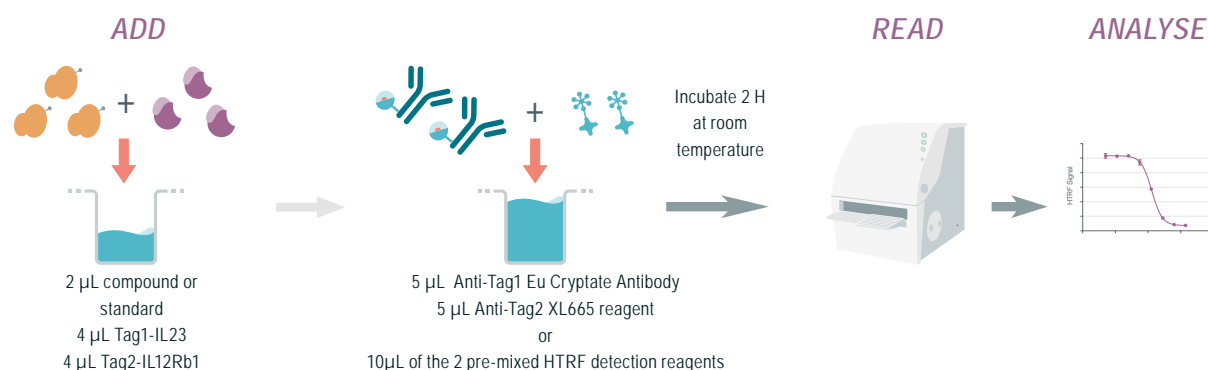


Figure 1: Principle of the HTRF IL23/IL12Rb1 assay.

MANUAL AT A GLANCE



Small volume white assay microplate

MATERIALS:

KIT COMPONENTS	500 TESTS CAT # 64BDPIL12PEG	10,000 TESTS CAT # 64BDPIL12PEH
Tag1-IL23 Lyophilized	1 vial	2 vials
Tag2-IL12Rb1 Lyophilized	1 vial	2 vials
IL23-IL12Rb1 standard Frozen	1 vial - 40 µL 5 µM	1 vial - 40 µL 5 µM
Anti-Tag1 Eu Cryptate Antibody- Frozen	1 vial - 50 µL 50X	1 vial - 1 mL 50X
Anti-Tag2 XL665 reagent Frozen	1 vial - 50 µL 50X	1 vial - 1 mL 50X
PPI Europium Detection Buffer Frozen	1 vial - 20 mL	1 vial - 220 mL

For reading, an HTRF®-Certified Reader is needed. Make sure to use the set-up for Eu Cryptate. For a list of HTRF-compatible readers and setup recommendations, please visit our website at: www.revvy.com

For HTRF microplate recommendations, please visit: www.revvy.com

STORAGE AND STABILITY

Store the kit at $\leq 60^{\circ}\text{C}$. Under appropriate storage conditions, reagents are stable until the expiry date indicated on the label.

Once reconstituted, tagged IL23 & IL12Rb1 stock solution may be frozen, and can be thawed only once.

Once thawed (or reconstituted), anti-Tag solutions can be frozen once.

To avoid freeze/thaw cycles, it is recommended to dispense remaining stock solutions into disposable plastic vials for storage at $\leq 60^{\circ}\text{C}$.













Thawed PPI Europium Detection Buffer can be stored at $2-8^{\circ}\text{C}$ on your premises.

REAGENT PREPARATION**BEFORE YOU BEGIN:**

- It is very important to prepare reagents in the specified PPI Europium detection buffer. The use of an incorrect buffer may affect reagent stability and assay results.
- Thaw the frozen reagents at room temperature.
- Before use, allow all reagents to warm up to room temperature then homogenize buffer. It is recommended to filter buffers before use.
- The tagged protein solutions must be prepared in individual vials - DO NOT premix tagged solutions prior to dispensing.
- The anti-Tag solutions must be prepared in individual vials and can be premixed prior to dispensing.
- Compounds may be prepared in PPI Europium detection buffer.

TO PREPARE STOCK SOLUTIONS:

Take care to prepare stock and working solutions according to the directions for the kit size you have purchased.

500 TESTS			10,000 TESTS
Tag1-IL23			
Reconstitute the Tag1-IL23 with 200 μ L of distilled water in order to obtain a 10X stock solution. Mix gently, DO NOT vortex ! This stock solution can be frozen and stored at $\leq 60^{\circ}\text{C}$.			Reconstitute the Tag1-IL23 with 2 mL of distilled water in order to obtain a 10X stock solution. Mix gently, DO NOT vortex ! This stock solution can be frozen and stored at $\leq 60^{\circ}\text{C}$.
Tag2-IL12Rb1			
Reconstitute the Tag2-IL12Rb1 with 200 μ L of distilled water in order to obtain a 10X stock solution. Mix gently, DO NOT vortex ! This stock solution can be frozen and stored at $\leq 60^{\circ}\text{C}$.			Reconstitute the Tag2-IL12Rb1 with 2 mL of distilled water in order to obtain a 10X stock solution. Mix gently, DO NOT vortex ! This stock solution can be frozen and stored at $\leq 60^{\circ}\text{C}$.
IL23-IL12Rb1 Standard			
Thaw the IL23-IL12Rb1 standard. Mix gently. This 5X standard stock solution can be frozen and stored at $\leq 60^{\circ}\text{C}$.			Thaw the IL23-IL12Rb1 standard. Mix gently. This 5X standard stock solution can be frozen and stored at $\leq 60^{\circ}\text{C}$.
Anti-Tag1 Eu Cryptate Antibody			
Thaw the Anti-Tag1 Eu Cryptate Antibody. Mix gently. This 50X Anti-Tag1 Eu Cryptate Antibody stock solution can be frozen and stored at $\leq 60^{\circ}\text{C}$.			Thaw the Anti-Tag1 Eu Cryptate Antibody. Mix gently. This 50X Anti-Tag1 Eu Cryptate Antibody stock solution can be frozen and stored at $\leq 60^{\circ}\text{C}$.
Anti-Tag2 XL665 reagent			
Thaw the Anti-Tag2 XL665 reagent. Mix gently. This 50X Anti-Tag2 XL665 reagent stock solution can be frozen and stored at $\leq 60^{\circ}\text{C}$.			Thaw the Anti-Tag2 XL665 reagent. Mix gently. This 50X Anti-Tag2 XL665 reagent stock solution can be frozen and stored at $\leq 60^{\circ}\text{C}$.
PPI Europium Detection Buffer			
Thaw the PPI Europium Detection Buffer The thawed buffer can be stored at 2-8 $^{\circ}\text{C}$ on your premises.			Thaw the PPI Europium Detection Buffer The thawed buffer can be stored at 2-8 $^{\circ}\text{C}$ on your premises.

TO PREPARE TAG1-IL23 AND TAG2-IL12RB1 WORKING SOLUTIONS:

Each well requires 4 μ L of each Tag-protein.

500 TESTS		10,000 TESTS	
Tag1-IL23			
Dilute 10-fold the 10X stock solution (reconstituted reagent) of Tag1-IL23 with PPI Europium Detection Buffer : e.g. 200 μ L of reconstituted Tag1-IL23 stock solution + 1800 μ L of PPI Europium Detection Buffer.			Dilute 10-fold the 10X stock solution (reconstituted reagent) of Tag1-IL23 with PPI Europium Detection Buffer : e.g. 2 mL of reconstituted Tag1-IL23 stock solution + 18 mL of PPI Europium Detection Buffer.
Tag2-IL12Rb1			
Dilute 10-fold the 10X stock solution (reconstituted reagent) of Tag2-IL12Rb1 with PPI Europium Detection Buffer : e.g. 200 μ L of reconstituted Tag2-IL12Rb1 stock solution + 1800 μ L of PPI Europium Detection Buffer.			Dilute 10-fold the 10X stock solution (reconstituted reagent) of Tag2-IL12Rb1 with PPI Europium Detection Buffer : e.g. 2 mL of reconstituted Tag2-IL12Rb1 stock solution + 18 mL of PPI Europium Detection Buffer.

TO PREPARE ANTI-TAG1 EU CRYPTATE ANTIBODY AND ANTI-TAG2 XL665 REAGENT WORKING SOLUTIONS:

Each well requires 5 μ L of each anti-Tag donor & acceptor reagents.

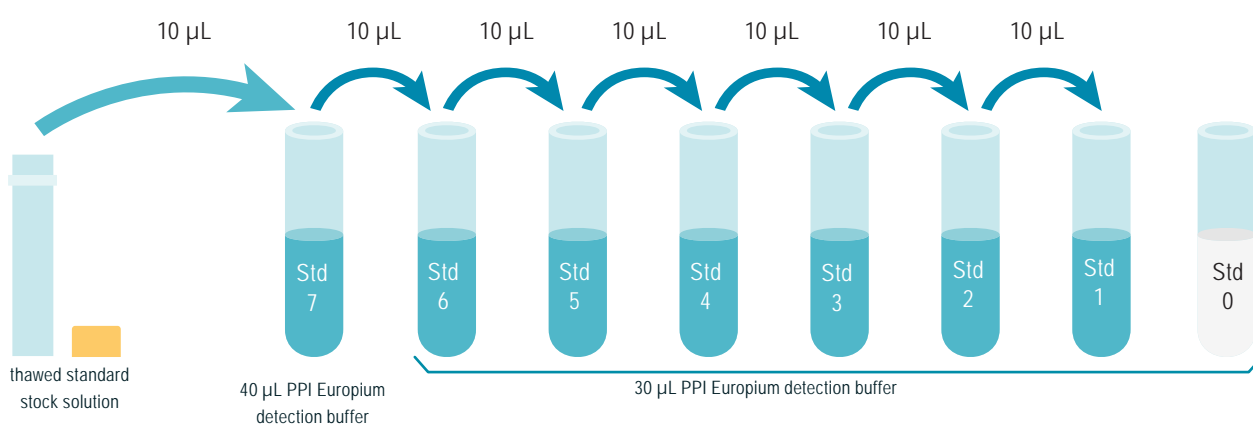
500 TESTS		10,000 TESTS	
Anti-Tag1 Eu Cryptate Antibody			
Dilute 50-fold the 50X stock solution (thawed reagent) of Anti-Tag1 Eu Cryptate Antibody with PPI Europium Detection Buffer : e.g. 50 μ L of reconstituted Anti-Tag1 Eu Cryptate Antibody stock solution + 2450 μ L of PPI Europium Detection Buffer.			Dilute 50-fold the 50X stock solution (thawed reagent) of Anti-Tag1 Eu Cryptate Antibody with PPI Europium Detection Buffer : e.g. 1 mL of reconstituted Anti-Tag1 Eu Cryptate Antibody stock solution + 49 mL of PPI Europium Detection Buffer.
Anti-Tag2 XL665 reagent			
Dilute 50-fold the 50X stock solution (thawed reagent) of Anti-Tag2 XL665 reagent with PPI Europium Detection Buffer : e.g. 50 μ L of reconstituted Anti-Tag2 XL665 reagent stock solution + 2450 μ L of PPI Europium Detection Buffer.			Dilute 50-fold the 50X stock solution (thawed reagent) of Anti-Tag2 XL665 reagent with PPI Europium Detection Buffer : e.g. 1 mL of reconstituted Anti-Tag2 XL665 reagent stock solution + 49 mL of PPI Europium Detection Buffer.
anti-Tag HTRF detection solutions (pre-mixed)			
Pre-mix the two ready-to-use anti-Tag HTRF detection solutions just prior to dispensing the reagents: e.g. 2.5 mL of Anti-Tag1 Eu Cryptate Antibody + 2.5 mL of Anti-Tag2 XL665 reagent			Pre-mix the two ready-to-use anti-Tag HTRF detection solutions just prior to dispensing the reagents: e.g. 20 mL of Anti-Tag1 Eu Cryptate Antibody + 20 mL of Anti-Tag2 XL665 reagent

TO PREPARE WORKING IL23-IL12RB1 STANDARD SOLUTIONS:

- Each well requires 2 μL of standard.
- In order to counteract any standard sticking, we recommend changing tips between each dilution.

A recommended standard dilution procedure is listed and illustrated below:

1. Thaw the standard vial, the concentration of the IL23-IL12Rb1 standard stock solution = 5 μM (5 000 000 pM)
 2. Prepare the following dilutions:
 - Dilute the thawed standard stock solution 5-fold with PPI Europium detection buffer.
In practice: take 10 μL of stock solution and add it to 40 μL of PPI Europium detection buffer. Mix gently. This yields the high standard (Std 7: 1 000 000 pM) for the top of the curve.
 - Use the high standard (Std 7) to prepare the standard curve using 4-fold serial dilutions as follows:
 - Dispense 30 μL of PPI Europium detection buffer into each vial from Std 6 to Std 0
 - Add 10 μL of standard to 30 μL of PPI Europium detection buffer, mix gently and repeat the serial dilution to make standard solutions: std6, std5, std4, std3, std2, std1.
- This will create 7 standards for the analyte. Std 0 is PPI Europium detection buffer alone.



STANDARD	SERIAL DILUTIONS	WORKING SOLUTIONS	FINAL CONCENTRATIONS
Standard Stock solution	Thaw the IL23-IL12Rb1 standard stock solution	5 μM (5 000 000 pM)	
Standard 7	10 μL standard stock solution + 40 μL PPI Europium detection buffer	1 000 000 pM	1 000 00 pM
Standard 6	10 μL Standard 7 + 30 μL PPI Europium detection buffer	250 000 pM	25 000 pM
Standard 5	10 μL Standard 6 + 30 μL PPI Europium detection buffer	62 500 pM	6 250 pM
Standard 4	10 μL Standard 5 + 30 μL PPI Europium detection buffer	15 625 pM	1 563 pM
Standard 3	10 μL Standard 4 + 30 μL PPI Europium detection buffer	3 900 pM	390 pM
Standard 2	10 μL Standard 3 + 30 μL PPI Europium detection buffer	977 pM	97.7 pM
Standard 1	10 μL Standard 2 + 30 μL PPI Europium detection buffer	244 pM	24.4 pM
Standard 0	30 μL PPI Europium detection buffer	0 pM	0 pM

EXAMPLE OF PLATE MAP

	1	2	3	4	5	6
A	Buffer control: 20 µL PPI Europium detection buffer	Repeat Well A1	Repeat Well A1	Compound...: 2 µL compound... 4 µL Tag1-IL23 4 µL Tag2-IL12Rb1 10 µL pre-mix anti-Tag reagents	Repeat Well A4	Repeat Well A4
B	Negative control: 6 µL PPI Europium detection buffer 4 µL Tag1-IL23 10 µL pre-mix anti-Tag reagents	Repeat Well B1	Repeat Well B1	Compound...: 2 µL compound... 4 µL Tag1-IL23 4 µL Tag2-IL12Rb1 10 µL pre-mix anti-Tag reagents	Repeat Well B4	Repeat Well B4
C	Positive control: 2 µL PPI Europium detection buffer 4 µL Tag1-IL23 4 µL Tag2-IL12Rb1 10 µL pre-mix anti-Tag reagents	Repeat Well C1	Repeat Well C1	Compound...: 2 µL compound... 4 µL Tag1-IL23 4 µL Tag2-IL12Rb1 10 µL pre-mix anti-Tag reagents	Repeat Well C4	Repeat Well C4
D	Std 0: 2 µL Standard 0 4 µL Tag1-IL23 4 µL Tag2-IL12Rb1 10 µL pre-mix anti-Tag reagents	Repeat Well D1	Repeat Well D1	Compound...: 2 µL compound... 4 µL Tag1-IL23 4 µL Tag2-IL12Rb1 10 µL pre-mix anti-Tag reagents	Repeat Well D4	Repeat Well D4
E	Std 1: 2 µL Standard 1 4 µL Tag1-IL23 4 µL Tag2-IL12Rb1 10 µL pre-mix anti-Tag reagents	Repeat Well E1	Repeat Well E1	Compound...: 2 µL compound... 4 µL Tag1-IL23 4 µL Tag2-IL12Rb1 10 µL pre-mix anti-Tag reagents	Repeat Well E4	Repeat Well E4
F	Std 2: 2 µL Standard 2 4 µL Tag1-IL23 4 µL Tag2-IL12Rb1 10 µL pre-mix anti-Tag reagents	Repeat Well F1	Repeat Well F1	Compound...: 2 µL compound... 4 µL Tag1-IL23 4 µL Tag2-IL12Rb1 10 µL pre-mix anti-Tag reagents	Repeat Well F4	Repeat Well F4
G	Std 3: 2 µL Standard 3 4 µL Tag1-IL23 4 µL Tag2-IL12Rb1 10 µL pre-mix anti-Tag reagents	Repeat Well G1	Repeat Well G1	Compound...: 2 µL compound... 4 µL Tag1-IL23 4 µL Tag2-IL12Rb1 10 µL pre-mix anti-Tag reagents	Repeat Well G4	Repeat Well G4
H	Std 4: 2 µL Standard 4 4 µL Tag1-IL23 4 µL Tag2-IL12Rb1 10 µL pre-mix anti-Tag reagents	Repeat Well H1	Repeat Well H1			
I	Std 5: 2 µL Standard 5 4 µL Tag1-IL23 4 µL Tag2-IL12Rb1 10 µL pre-mix anti-Tag reagents	Repeat Well I1	Repeat Well I1			
J	Std 6: 2 µL Standard 6 4 µL Tag1-IL23 4 µL Tag2-IL12Rb1 10 µL pre-mix anti-Tag reagents	Repeat Well J1	Repeat Well J1			
K	Std 7: 2 µL Standard 7 4 µL Tag1-IL23 4 µL Tag2-IL12Rb1 10 µL pre-mix anti-Tag reagents	Repeat Well K1	Repeat Well K1			

DATA REDUCTION & INTERPRETATION

1. Calculate the ratio of the acceptor and donor emission signals for each individual well.

$$\text{Ratio} = \frac{\text{Signal 665 nm}}{\text{Signal 620 nm}} \times 10^4$$

2. Calculate the % CVs. The mean and standard deviation can then be worked out from ratio replicates.

$$\text{CV (\%)} = \frac{\text{Standard deviation}}{\text{Mean Ratio}} \times 100$$

For more information about data reduction, please visit www.revvy.com

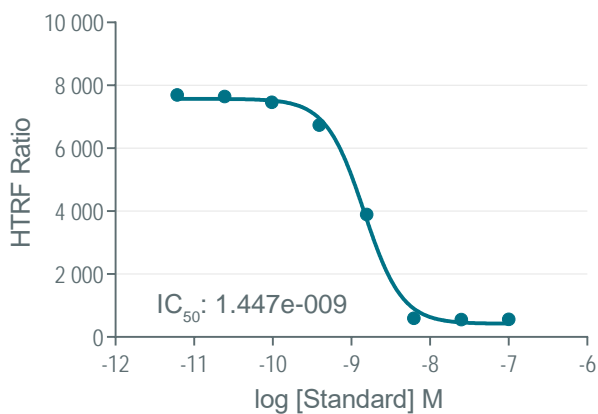
RESULTS


The data shown below must not be substituted for the data obtained in the laboratory, and should be considered only as an example.

Readouts on HTRF® compatible reader.

Note that results may vary from one HTRF® compatible reader to another.

Standard Curve





The information provided in this document is for reference purposes only and may not be all-inclusive. Revvity, Inc., its subsidiaries, and/or affiliates (collectively, "Revvity") do not assume liability for the accuracy or completeness of the information contained herein. Users should exercise caution when handling materials as they may present unknown hazards. Revvity shall not be liable for any damages or losses resulting from handling or contact with the product, as Revvity cannot control actual methods, volumes, or conditions of use. Users are responsible for ensuring the product's suitability for their specific application. REVVITY EXPRESSLY DISCLAIMS ALL WARRANTIES, INCLUDING WARRANTIES OF MERCHANTABILITY OR FITNESS FOR A PARTICULAR PURPOSE, REGARDLESS OF WHETHER ORAL OR WRITTEN, EXPRESS OR IMPLIED, ALLEGEDLY ARISING FROM ANY USAGE OF ANY TRADE OR ANY COURSE OF DEALING, IN CONNECTION WITH THE USE OF INFORMATION CONTAINED HEREIN OR THE PRODUCT ITSELF

Manufactured by Cisbio Bioassays - Parc Marcel Boiteux - 30200 Codolet - FRANCE

www.revvity.com

revvity

Revvity, Inc.
940 Winter Street
Waltham, MA 02451 USA
www.revvity.com

For a complete listing of our global offices, visit www.revvity.com
Copyright ©2023, Revvity, Inc. All rights reserved.