


revvity

Receptor Research Tools

Radioligand Selection Guide



Introduction

Find the receptor fit for your research

Life science researchers are always working toward the next breakthrough discovery. For scientists working on GPCRs, speed is everything. And when it comes to drug discovery, overcoming the challenge of decreasing assay development time and accelerating your research is necessary for success. You don't have to face this obstacle alone. Revvity is here, delivering a comprehensive collection of GPCR cell lines, membrane preparation and complementary radioligands for your GPCR research needs.

Cell lines

Revvity's stably transfected cell lines and growth arrested cells provide a reliable platform for the GPCR research while decreasing your assay development time. We offer over 300 stable GPCR cells lines for binding and functional testing, 130 stable GPCR cells lines for calcium testing, as well as a multitude of growth arrested ready-to-use cells for binding, and functional and calcium testing, high degree of confidence.

- **ValiScreen®** stably transfected cell lines express a variety of different GPCRs.
- **cAMPZEN®** growth arrested cells express a variety of different GPCRs.
- **AequoScreen®** cell lines are doubly transfected to co-express both Aequorin and a variety of different GPCR for calcium flux assays.
- **AequoZen®** growth arrested cells co-express both Aequorin and a variety of different GPCR for calcium flux assays.
- **PhotoScreen®** cell lines include photoprotein kinetic luminescence technology for measuring calcium flux in cells.

Membrane preparations

Revvity's Membrane Target Systems offer a selection of targets for your ligand receptor binding assays. These GPCR membranes are quality assured frozen membranes from cells that express recombinant or endogenous receptors. Each batch of receptor is submitted to stringent quality control testing to determine receptor density and affinity.

Revvity's Membrane Target Systems are pharmacologically characterized GPCR membrane preparations and carefully prepared and ready for all your GPCR binding assay needs.

Radioligands

Revvity offers a vast selection of radiolabeled ligands which provide for sensitive and quantitative measurement of binding. Our radioligands are:

- **High specific activity.** Most of our ¹²⁵I-labeled ligands are offered at maximum specific activity, meaning that virtually every molecule of ligand provided in the stock vial is radiolabeled.
- **High purity.** Highly pure radioligands for the highest specific signal with low background in binding assays.
- **High selectivity.** Broad portfolio of agonists and antagonists offers many options for choosing the most selective compound for your receptor.
- **Validated for receptor binding.** Our radioligand products are tested for receptor binding during development. Additionally, many of our radioligands are used to QC our GPCR and receptor cell lines and cell membrane products.

This guide details our complete offering of cell lines, membrane preparations, and radioligands available by receptor type so you can quickly and conveniently find exactly what you are looking for and obtain information regarding validation.

TABLE OF CONTENTS

- **Introduction**
- **Receptor List**
- **G-protein Coupled Receptors**
- **Other Receptors**
- **Transporter and Ion Channels**
- **Signal Transduction**
- **Controls and Starter Kits**
- **Contact Us**

Receptor List

G-protein Coupled Receptors

5-Hydroxytryptamine	5
Acetylcholine (Muscarinic)	7
Adenosine	8
Adrenoceptors	9
Anaphylatoxin	11
Angiotensin	11
Apelin	12
Beta Alanine	12
Bombesin	12
Bradykinin	13
Calcitonin	13
Cannabinoid	14
Chemerin	14
Chemokine	14
Cholecystokinin	17
Corticotropin-Releasing Factor	17
Dopamine	17
Endothelin	19
Formyl Peptide	19
Free Fatty Acid	19
GABAB	20
Galanin	21
Ghrelin	21
Glucagon	21
Glutamate	22
Glycoprotein Hormone	23
Gonadotropin-releasing Hormone	23
GPR	23
Histamine	24
KISS1 (Metastin)	24
Leukotriene	25
Lysophospholipid	25
Mas Related	26
Melanin-Concentrating Hormone	27
Melanocortin	27
Melatonin	28
Motilin	29
Muscarinic (See Acetylcholine)	7
Neurokinin (See Tachykinin)	38
Neuromedin U	29
Neuropeptide S	29
Neuropeptide FF	30
Neuropeptide Y	30
Neurotensin	31
Nicotinic	31
Opioid	32
Orexin	33
Oxytocin	34
Peptide P518	34
Prokineticin	34
Prolactin Releasing Peptide	34
Prostanoid	35
Protease-activated	36
Purinergic P2Y	36
Relaxin	37
Serotonin (See 5-Hydroxytryptamine)	5

Somatostatin	37
Succinate (See GPR91)	23
Tachykinin	38
Thyrotropin Releasing Hormone	39
Urotensin	39
Vasoactive Intestinal Peptide	40
Vasopressin	40

Other Receptors

Cytokine and Growth Hormone Receptors	44
Growth Hormone	44
Nuclear Receptors	44
Androgen	44
Estrogen	44
Glucocorticoid	44
Progesterin	44
Thyroid Hormones	44
Tyrosine Kinase Receptors	44
Epidermal Growth Factor	44
Insulin-like Growth Factor	44
Platelet-Derived Growth Factor	44
Insulin	44

Transporters and Ion Channels

Transporters	46
Acetylcholine	46
Dopamine	46
Norepinephrine	46
Serotonin	46

Ion Channels	47
5-Hydroxytryptamine	47
Benzodiazepine (GABA-A)	47
Calcium Channel	47
Calcium Release Activated	47
Glutamate	47
Glycine	48
hERG	48
Nicotinic	48
Purinergic	49
Transient Receptor Potential	50
Voltage Gated Potassium Channel	50

Signal Transduction

Inositol Triphosphate	52
Nitric Oxide	52

Controls and Starter Kits

Controls	54
Wild-type Membranes	54
Parental Cell Lines	54
Starter Kits	55
Histamine	55
Muscarinic	55
Muscarinic and Histamine	55

TABLE OF CONTENTS

- Introduction
- Receptor List
- G-protein Coupled Receptors
- Other Receptors
- Transporter and Ion Channels
- Signal Transduction
- Controls and Starter Kits
- Contact Us

G-protein Coupled Receptors

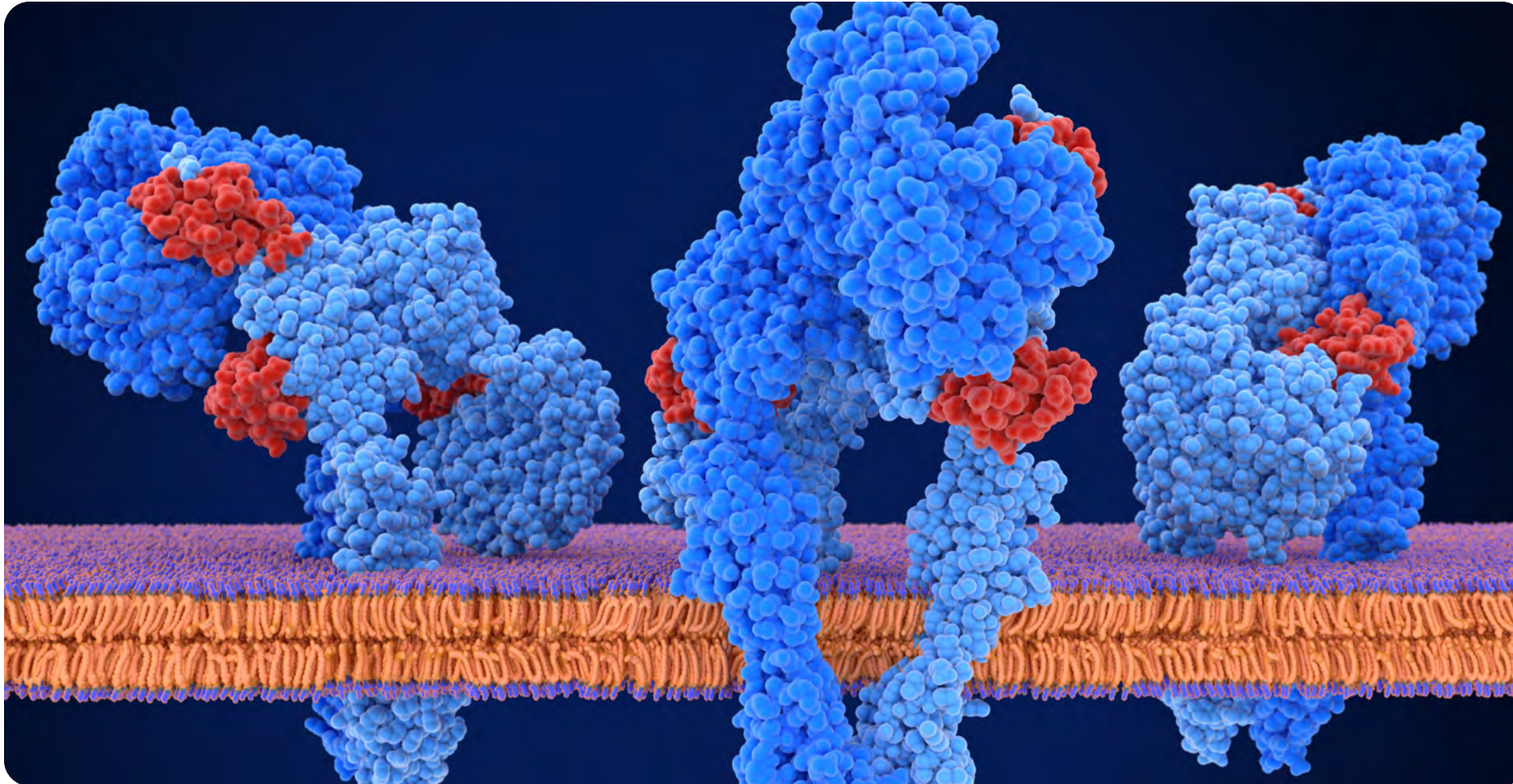


TABLE OF CONTENTS

- Introduction
- Receptor List
- G-protein Coupled Receptors
- Other Receptors
- Transporter and Ion Channels
- Signal Transduction
- Controls and Starter Kits
- Contact Us

G-protein Coupled Receptors

Receptor Type	Subtype	G-protein Coupling	Species	Product Type	Binding	GTPys	cAMP	Inositol Phosphate	Calcium Luminescence	Calcium Fluorescence	Host Cell	Cat. No.
					X	X	X		X	X		
5-Hydroxytryptamine	5-HT _{1A}	G _i /G _o	Human	ValiScreen	X	X	X				CHO-K1	ES-310-C
				cAMPZEN			X				CHO-K1	ES-310-CF
				AequoScreen	X				X		CHO-K1	ES-310-A
				AequoZen					X		CHO-K1	ES-310-AF
				Membrane Preparation	X						CHO-K1	6110501400UA
					X				HEK293 EBNA	RBHS1AM400UA		
	5-HT _{2A}	G _q /G ₁₁	Human	ValiScreen	X					X	CHO-K1	ES-313-C
				cAMPZen							CHO-K1	<i>Inquire</i>
				AequoScreen + G α_{16} Protein	X				X	X	CHO-K1	ES-313-A
				AequoZen + G α_{16} Protein					X		CHO-K1	ES-313-AF
				Membrane Preparation	X						CHO-K1	ES-313-M400UA
	5-HT _{2B}	G _q /G ₁₁	Human	ValiScreen	X					X	CHO-K1	ES-314-C
				cAMPZen							CHO-K1	<i>Inquire</i>
				AequoScreen + G α_{16} Protein	X				X	X	CHO-K1	ES-314-A
				AequoZen							CHO-K1	<i>Inquire</i>
				Membrane Preparation	X						CHO-K1	ES-314-M400UA
	5-HT _{2C} Non Edited Isoform	G _q /G ₁₁	Human	ValiScreen	X			X			1321N1	ES-318-C
				cAMPZen							1321N1	<i>Inquire</i>
				AequoScreen + G α_{16} Protein	X				X	X	CHO-K1	ES-318-A
				AequoZen + G α_{16} Protein					X		CHO-K1	ES-318-AF
Membrane Preparation				X						HEK293	6110548400UA	
5-HT _{2C} Edited Isoform	G _q /G ₁₁	Human	ValiScreen	X			X		X	CHO-K1	ES-315-C	
			cAMPZen + G α_{16} Protein	X				X	X	CHO-K1	ES-315-A	
			AequoScreen + G α_{16} Protein	X				X	X	CHO-K1	ES-315-A	
			AequoZen + G α_{16} Protein					X		CHO-K1	ES-315-AF	
			Membrane Preparation	X						CHO-K1	ES-315-M400UA	

VALIDATED FOR THESE ASSAYS

Subtype	Complementary Radioligands	Pharmacological Action	Cat. No.
5-HT _{1A}	8-Hydroxy-DPAT, [Propyl-2,3-ring-1,2,3- ³ H]-	5-HT _{1A} Agonist	NET929
	Lysergic Acid Diethylamide, [N-methyl- ³ H]-	Agonist	NET638
	Hydroxytryptamine Creatinine Sulfate, 5-[1,2- ³ H(N)]-	Endogenous	NET498
	WAY100635 [METHOXY- ³ H]	Antagonist	NET1164
5-HT _{2A}	Lysergic Acid Diethylamide, [N-methyl- ³ H]-	Agonist	NET638
	Hydroxytryptamine Creatinine Sulfate, 5-[1,2- ³ H(N)]-	Endogenous	NET498
5-HT _{2B}	Lysergic Acid Diethylamide, [N-methyl- ³ H]-	Agonist	NET638
	Hydroxytryptamine Creatinine Sulfate, 5-[1,2- ³ H(N)]-	Endogenous	NET498
5-HT _{2C} Non Edited Isoform	Lysergic Acid Diethylamide, [N-methyl- ³ H]-	Agonist	NET638
5-HT _{2C} Edited Isoform	Hydroxytryptamine Creatinine Sulfate, 5-[1,2- ³ H(N)]-	Endogenous	NET498

TABLE OF CONTENTS

- Introduction
- Receptor List
- G-protein Coupled Receptors
- Other Receptors
- Transporter and Ion Channels
- Signal Transduction
- Controls and Starter Kits
- Contact Us



G-protein Coupled Receptors

Receptor Type	Subtype	G-protein Coupling	Species	Product Type	Binding	GTPγS	cAMP	Inositol Phosphate	Calcium Luminescence	Calcium Fluorescence	Host Cell	Cat. No.		
5-Hydroxytryptamine <i>cont...</i>	5-HT _{3A} (Ligand-gated Ion Channel) See Ion Channels													
	5-HT _{5A}	G _i /G _o	Human	ValiScreen	X							CHO-K1	ES-401-C	
				cAMPZen								CHO-K1	<i>Inquire</i>	
				AequoScreen + Gα ₁₆ Protein	X				X	X	CHO-K1	ES-401-A		
				AequoZen + Gα ₁₆ Protein					X		CHO-K1	ES-401-AF		
				Membrane Preparation	X						CHO-K1	RBHS5AM400UA		
					X				HEK293	ES-401-M400UA				
	5-HT ₆	G _s	Human	ValiScreen	X		X					CHO-K1	ES-316-C	
				cAMPZen			X				1321N1	ES-316-CF		
				AequoScreen + Gα ₁₆ Protein	X				X	X	CHO-K1	ES-316-A		
				AequoZen + Gα ₁₆ Protein					X		CHO-K1	ES-316-AF		
				Membrane Preparation	X						CHO-K1	ES-316-M400UA		
							X				HEK293	RBHS6M400UA		
			Rat	ValiScreen									N/A	N/A
				cAMPZen								HEK293	<i>Inquire</i>	
				AequoScreen								N/A	N/A	
				AequoZen								N/A	N/A	
	Membrane Preparation									HEK293	RBRS6M400UA			
	5-HT ₇	G _s	Human	ValiScreen								N/A	N/A	
				cAMPZen							CHO-K1	<i>Inquire</i>		
AequoScreen										N/A	N/A			
AequoZen										N/A	N/A			
Membrane Preparation				X						CHO-K1	6110512400UA			

VALIDATED FOR THESE ASSAYS

Subtype	Complementary Radioligands	Pharmacological Action	Cat. No.
5-HT _{3A} (Ligand-gated Ion Channel) See Ion Channels			
5-HT _{5A}	Lysergic Acid Diethylamide, [N-methyl- ³ H]-	Agonist	NET638
	Hydroxytryptamine Creatinine Sulfate, 5-[1,2- ³ H(N)]-	Endogenous	NET498
5-HT ₆	Lysergic Acid Diethylamide, [N-methyl- ³ H]-	Agonist	NET638
	Hydroxytryptamine Creatinine Sulfate, 5-[1,2- ³ H(N)]-	Endogenous	NET498
5-HT ₇	Lysergic Acid Diethylamide, [N-methyl- ³ H]-	Agonist	NET638
	Hydroxytryptamine Creatinine Sulfate, 5-[1,2- ³ H(N)]-	Endogenous	NET498

TABLE OF CONTENTS

- Introduction
- Receptor List
- G-protein Coupled Receptors
- Other Receptors
- Transporter and Ion Channels
- Signal Transduction
- Controls and Starter Kits
- Contact Us

G-protein Coupled Receptors

Receptor Type	Subtype	G-protein Coupling	Species	Product Type	Binding	GTPγS	cAMP	Inositol Phosphate	Calcium Luminescence	Calcium Fluorescence	Host Cell	Cat. No.	
					X				X	X			
Acetylcholine (Muscarinic)	M ₁	G _o /G ₁₁	Human	ValiScreen	X					X	CHO-K1	ES-210-C	
				cAMPZen								CHO-K1	<i>Inquire</i>
				AequoScreen	X				X			CHO-K1	ES-210-C
				Membrane Preparation	X							CHO-K1	RBHM1M400UA
	M ₂	G _i /G _o	Human	ValiScreen	X					X		CHO-K1	ES-211-C
				cAMPZen	X	X						CHO-K1	<i>Inquire</i>
				AequoScreen	X				X			CHO-K1	ES-211-A
				Membrane Preparation	X							CHO-K1	RBHM2M400UA
	M ₃	G _o /G ₁₁	Human	ValiScreen	X						X	CHO-K1	ES-212-C
				cAMPZen								CHO-K1	<i>Inquire</i>
				AequoScreen	X				X			CHO-K1	ES-212-A
				Membrane Preparation	X							CHO-K1	RBHM3M400UA
	M ₄	G _o /G ₁₁	Human	ValiScreen	X	X						CHO-K1	ES-213-C
				cAMPZen								CHO-K1	<i>Inquire</i>
				AequoScreen + G _{α16} Protein	X				X	X		CHO-K1	ES-213-A
				AequoZen + G _{α16} Protein					X			CHO-K1	ES-213-AF

VALIDATED FOR THESE ASSAYS

Subtype	Complementary Radioligands	Pharmacological Action	Cat. No.
M ₁	Scopolamine Methyl Chloride, [N-methyl- ³ H]-	M ₁ -M ₅ Antagonist	NET636
	Acetylcholine Iodide, [Acetyl- ³ H]-	Endogenous	NET113
	Quinuclidinyl Benzilate, L-[Benzilic-4,4'- ³ H]-	M ₁ -M ₅ Antagonist	NET656
	Pirenzepine, [N-methyl- ³ H]-	M ₁ Antagonist	NET780
M ₂	Scopolamine Methyl Chloride, [N-methyl- ³ H]-	M ₁ -M ₅ Antagonist	NET636
	Acetylcholine Iodide, [acetyl- ³ H]-	Endogenous	NET113
	Quinuclidinyl Benzilate, L-[benzilic-4,4'- ³ H]-	M ₁ -M ₅ Antagonist	NET656
	AF-DX 384, [2, 3-Dipropylamino- ³ H]-	M ₂ Antagonist	NET1041
M ₃	Scopolamine Methyl Chloride, [N-methyl- ³ H]-	M ₁ -M ₅ Antagonist	NET636
	Acetylcholine Iodide, [Acetyl- ³ H]-	Endogenous	NET113
	Quinuclidinyl Benzilate, L-[benzilic-4,4'- ³ H]-	M ₁ -M ₅ Antagonist	NET656
M ₄	Quinuclidinyl benzilate, L-[benzilic-4,4'- ³ H]-	M ₁ -M ₅ Antagonist	NET656
	Scopolamine Methyl Chloride, [N-methyl- ³ H]-	M ₁ -M ₅ Antagonist	NET636
	Acetylcholine Iodide, [Acetyl- ³ H]-	Endogenous	NET113
	Quinuclidinyl Benzilate, L-[benzilic-4,4'- ³ H]-	M ₁ -M ₅ Antagonist	NET656

TABLE OF CONTENTS

- Introduction
- Receptor List
- G-protein Coupled Receptors
- Other Receptors
- Transporter and Ion Channels
- Signal Transduction
- Controls and Starter Kits
- Contact Us

G-protein Coupled Receptors

Receptor Type	Subtype	G-protein Coupling	Species	Product Type	Binding	GTPγS	cAMP	Inositol Phosphate	Calcium Luminescence	Calcium Fluorescence	Host Cell	Cat. No.	
Acetylcholine (Muscarinic) cont...	M ₅	G ₀ /G ₁₁	Human	ValiScreen	X			X			CHO-K1	ES-214-C	
				cAMPZen								CHO-K1	<i>Inquire</i>
				AequoScreen	X				X	X		CHO-K1	ES-214-A
				Membrane Preparation	X							CHO-K1	RBHM5M400UA
Adenosine	A ₁	G _i /G _o	Human	ValiScreen	X	X	X				CHO-K1	ES-010-C	
				cAMPZen			X					CHO-K1	ES-010-CF
				AequoScreen	X				X	X		CHO-K1	ES-010-A
				AequoZen						X		CHO-K1	ES-010-AF
				Membrane Preparation	X	X						CHO-K1	ES-010-M400UA
	A _{2A}	G _s	Human	ValiScreen	X		X					HEK293	ES-011-C
				cAMPZen			X					HEK293	ES-011-CF
				AequoScreen + Gα ₁₆ Protein	X				X	X		HEK293	ES-011-A
				AequoZen + Gα ₁₆ Protein						X		HEK293	ES-011-AF
				Membrane Preparation	X							CHO-K1	RBHM3M400UA
	Rat			ValiScreen	X							CHO-K1	MCL-511
				cAMPZen								CHO-K1	<i>Inquire</i>
				AequoScreen								N/A	N/A
				AequoZen								N/A	N/A
				Membrane Preparation								CHO-K1	<i>Inquire</i>
	A _{2B}	G _s	Human	ValiScreen	X		X					HEK293	ES-013-C
cAMPZen						X					HEK293	ES-013-CF	
AequoScreen + Gα ₁₆ Protein								X			HEK293	ES-013-A	
AequoZen											HEK293	<i>Inquire</i>	
Membrane Preparation				X							HEK293	ES-013-M400UA	

VALIDATED FOR THESE ASSAYS

Subtype	Complementary Radioligands	Pharmacological Action	Cat. No.
M ₅	Scopolamine Methyl Chloride, [N-methyl- ³ H]-	M ₁ -M ₅ Antagonist	NET636
	Acetylcholine Iodide, [Acetyl- ³ H]-	Endogenous	NET113
	Quinuclidinyl Benzilate, L-[benzyl-4,4'- ³ H]-	M ₁ -M ₅ Antagonist	NET656
A ₁	Cyclopentyl-1,3-Dipropylxanthine, 8-[Dipropyl-2,3- ³ H(N)]-	A ₁ Antagonist	NET974
	Ethylcarboxamidoadenosine, 5'-N-[Adenine-2,8- ³ H]-, (NECA)	A ₁ , A ₂ Agonist	NET811
A _{2A}	CGS 21680, [Carboxyethyl- ³ H(N)]-	A ₂ Agonist	NET1021
	Ethylcarboxamidoadenosine, 5'-N-[Adenine-2,8- ³ H]-, (NECA)	A ₁ , A ₂ Agonist	NET811
A _{2B}	CGS 21680, [Carboxyethyl- ³ H(N)]-	A ₂ Agonist	NET1021
	Ethylcarboxamidoadenosine, 5'-N-[Adenine-2,8- ³ H]-, (NECA)	A ₁ , A ₂ Agonist	NET811

TABLE OF CONTENTS

- Introduction
- Receptor List
- G-protein Coupled Receptors
- Other Receptors
- Transporter and Ion Channels
- Signal Transduction
- Controls and Starter Kits
- Contact Us

G-protein Coupled Receptors

Receptor Type	Subtype	G-protein Coupling	Species	Product Type	Binding	GTPγS	cAMP	Inositol Phosphate	Calcium Luminescence	Calcium Fluorescence	Host Cell	Cat. No.	
Adenosine cont...	A ₃	G _i /G _o	Human	ValiScreen	X	X	X				CHO-K1	ES-012-C	
				cAMPZen			X					CHO-K1	ES-012-CF
				AequoScreen + Gα ₁₆ Protein	X				X	X		CHO-K1	ES-012-A
				AequoZen + Gα ₁₆ Protein					X			CHO-K1	ES-012-AF
				PhotoScreen + Gα ₁₆ Protein					X			CHO-K1	AX-001-PCF
				Membrane Preparation	X	X						CHO-K1	ES-012-M400UA
Adrenoceptors	α _{1A}	G _q /G ₁₁	Human	ValiScreen	X			X			CHO-K1	ES-036-C	
				cAMPZen							CHO-K1	<i>Inquire</i>	
				AequoScreen	X				X		CHO-K1	ES-036-A	
				AequoZen					X		CHO-K1	ES-036-AF	
				Membrane Preparation	X						CHO-K1	ES-036-M400UA	
	α _{1B}	G _q /G ₁₁	Human	ValiScreen							N/A	N/A	
				cAMPZen							N/A	N/A	
				AequoScreen	X				X	X	CHO-K1	ES-037-A	
				AequoZen							CHO-K1	<i>Inquire</i>	
				Membrane Preparation							N/A	N/A	
	α _{1D}	G _q /G ₁₁	Human	ValiScreen							N/A	N/A	
				cAMPZen							N/A	N/A	
				AequoScreen	X				X		CHO-K1	ES-038-A	
				AequoZen							CHO-K1	<i>Inquire</i>	
				Membrane Preparation							N/A	N/A	
	α _{2A}	G _i /G _o	Human	ValiScreen	X	X	X					CHO-K1	ES-030-C
				cAMPZen			X				CHO-K1	ES-030-CF	
				AequoScreen + Gα ₁₆ Protein	X				X	X	CHO-K1	ES-030-A	
				AequoZen + Gα ₁₆ Protein					X		CHO-K1	ES-030-AF	
				Membrane Preparation	X	X					CHO-K1	ES-030-M400UA	

VALIDATED FOR THESE ASSAYS

Subtype	Complementary Radioligands	Pharmacological Action	Cat. No.
A ₃	AB-MECA, (4-Amino-3-[²⁵ I]iodobenzyl-5'-N)-Methylcarboxamideoadenosine	A ₃ Agonist	NEX312
α _{1A}	Prazosin, [7-methoxy- ³ H]-	α ₁ Antagonist	NET823
α _{1B}			
α _{1D}			
α _{2A}	Norepinephrine, Levo-[Ring-2,5,6- ³ H]-	Endogenous	NET678
	Rauwolscline, [Methyl- ³ H]-	α ₂ Antagonist	NET722
	RX821002, [³ H]-	α ₂ Antagonist	NET1153

TABLE OF CONTENTS

- Introduction
- Receptor List
- G-protein Coupled Receptors
- Other Receptors
- Transporter and Ion Channels
- Signal Transduction
- Controls and Starter Kits
- Contact Us

G-protein Coupled Receptors

Receptor Type	Subtype	G-protein Coupling	Species	Product Type	Binding	GTPγS	cAMP	Inositol Phosphate	Calcium Luminescence	Calcium Fluorescence	Host Cell	Cat. No.		
Adrenoceptors cont...	α _{2B}	G _i /G _o	Human	ValiScreen							CHO-K1	ES-031-C		
				cAMPZen	X				X			CHO-K1	<i>Inquire</i>	
				AequoScreen							X		CHO-K1	ES-031-A
				AequoZen	X	X							CHO-K1	ES-031-AF
				Membrane Preparation	X	X							CHO-K1	ES-031-M400UA
	α _{2C}	G _i /G _o	Human	ValiScreen	X		X					CHO-K1	ES-032-C	
				cAMPZen			X					CHO-K1	ES-032-CF	
				AequoScreen	X					X		CHO-K1	ES-032-A	
				AequoZen								CHO-K1	<i>Inquire</i>	
				Membrane Preparation	X							CHO-K1	ES-032-M400UA	
	β ₁	G _s	Human	ValiScreen	X		X					CHO-K1	ES-033-C	
				cAMPZen			X					CHO-K1	ES-033-CF	
				AequoScreen + Gα ₁₆ Protein	X					X	X	CHO-K1	ES-033-A	
				AequoZen + Gα ₁₆ Protein						X		CHO-K1	ES-033-AF	
				Membrane Preparation								N/A	N/A	
	β ₂	G _s	Human	ValiScreen	X		X					CHO-K1	ES-034-C	
				cAMPZen			X					CHO-K1	ES-034-CF	
				AequoScreen								N/A	N/A	
				AequoZen								N/A	N/A	
				Membrane Preparation	X							CHO-K1	ES-034-M400UA	
									HEK293-EBNA	RBHBE2M400UA				
β ₃	G _s	Human	ValiScreen	X		X					CHO-K1	ES-035-C		
			cAMPZen			X					CHO-K1	ES-035-CF		
			AequoScreen								N/A	N/A		
			AequoZen								N/A	N/A		
			Membrane Preparation	X							CHO-K1	ES-035-M400UA		

VALIDATED FOR THESE ASSAYS

Subtype	Complementary Radioligands	Pharmacological Action	Cat. No.
α _{2B}	Norepinephrine, Levo-[Ring-2,5,6- ³ H]-	Endogenous	NET678
	Rauwolscine, [Methyl- ³ H]-	α ₂ Antagonist	NET722
	RX821002, [³ H]	α ₂ Antagonist	NET1153
α _{2C}	Rauwolscine, [Methyl- ³ H]-	α ₂ Antagonist	NET722
	RX821002, [³ H]	α ₂ Antagonist	NET1153
β ₁	(-)-CGP 12177, [5,7- ³ H]-	Antagonist	NET1061
	(-)-Cyanopindolol, [¹²⁵ I]-	Antagonist	NEX189
	Propranolol, L-[4- ³ H]-	Antagonist	NET515
	Dihydroalprenolol Hydrochloride, Levo [Ring, Propyl- ³ H]-	Antagonist	NET720
	(+/-)-Cyanopindolol, [¹²⁵ I]-	Antagonist	NEX174
β ₂	(-)-CGP 12177, [5,7- ³ H]-	Antagonist	NET1061
	(-)-Cyanopindolol, [¹²⁵ I]-	Antagonist	NEX189
	Propranolol, L-[4- ³ H]-	Antagonist	NET515
	Dihydroalprenolol Hydrochloride, Levo [Ring, Propyl- ³ H]-	Antagonist	NET720
	(+/-)-Cyanopindolol, [¹²⁵ I]-	Antagonist	NEX174
β ₃	(-)-CGP 12177, [5,7- ³ H]-	Antagonist	NET1061
	(-)-Cyanopindolol, [¹²⁵ I]-	Antagonist	NEX189
	Propranolol, L-[4- ³ H]-	Antagonist	NET515
	Dihydroalprenolol Hydrochloride, Levo [Ring, Propyl- ³ H]-	Antagonist	NET720
	(+/-)-Cyanopindolol, [¹²⁵ I]-	Antagonist	NEX174

TABLE OF CONTENTS

- Introduction
- Receptor List
- G-protein Coupled Receptors
- Other Receptors
- Transporter and Ion Channels
- Signal Transduction
- Controls and Starter Kits
- Contact Us

G-protein Coupled Receptors

Receptor Type	Subtype	G-protein Coupling	Species	Product Type	Binding	GTPγS	cAMP	Inositol Phosphate	Calcium Luminescence	Calcium Fluorescence	Host Cell	Cat. No.	
					X	X	X		X				X
Anaphylatoxin	C _{3A}	G/G _o	Human	ValiScreen	X	X	X				CHO-K1	ES-730-C	
				cAMPZen			X				CHO-K1	ES-730-CF	
				AequoScreen	X				X		CHO-K1	ES-730-A	
				AequoZen							CHO-K1	<i>Inquire</i>	
				Membrane Preparation	X	X					CHO-K1	ES-730-M400UA	
	C _{5A}	G/G _o	Human	ValiScreen	X	X	X				CHO-K1	ES-731-C	
				cAMPZen			X				CHO-K1	ES-731-CF	
				AequoScreen	X				X		CHO-K1	ES-731-A	
				AequoZen					X		CHO-K1	ES-731-AF	
				Membrane Preparation	X						CHO-K1	6110526400UA	
Angiotensin	AT ₁	G _{q/11} , G _{i/o}	Human	ValiScreen	X			X			CHO-K1	ES-072-C	
				cAMPZen							CHO-K1	<i>Inquire</i>	
				AequoScreen + Gα ₁₆ Protein	X				X	X	CHO-K1	ES-072-A	
				AequoZen + Gα ₁₆ Protein					X		CHO-K1	ES-072-AF	
				Membrane Preparation	X						CHO-K1	ES-072-M400UA	
	AT ₂	G _i /G _o	Human	ValiScreen	X						CHO-K1	ES-070-C	
				cAMPZen							CHO-K1	<i>Inquire</i>	
				AequoScreen							N/A	N/A	
				AequoZen							N/A	N/A	
				Membrane Preparation	X						CHO-K1	ES-070-M400UA	
				Mouse	ValiScreen	X						CHO-K1	ES-071-C
					cAMPZen							CHO-K1	<i>Inquire</i>
					AequoScreen							N/A	N/A
					AequoZen							N/A	N/A
Membrane Preparation								N/A	N/A				

VALIDATED FOR THESE ASSAYS

Subtype	Complementary Radioligands	Pharmacological Action	Cat. No.
C _{3A}			
C _{5A}			
AT ₁	Angiotensin II (Sar ¹ , Tyr ⁴ , Ile ⁸), [¹²⁵ I]-	AT Antagonist	NEX248
	Angiotensin I (Tyr ⁴), [¹²⁵ I]-	Endogenous	NEX101
	Angiotensin II (Tyr ⁴), [¹²⁵ I]-	Endogenous	NEX105
AT ₂	Angiotensin II (Sar ¹ , Tyr ⁴ , Ile ⁸), [¹²⁵ I]-	AT Antagonist	NEX248
	Angiotensin II (Tyr ⁴), [¹²⁵ I]-	Endogenous	NEX105
	CGP42112A, [¹²⁵ I]-	AT ₂ Antagonist	NEX324
	Angiotensin II (Sar ¹ , Tyr ⁴ , Ile ⁸), [¹²⁵ I]-	AT Antagonist	NEX248
	Angiotensin II (Tyr ⁴), [¹²⁵ I]-	Endogenous	NEX105
	CGP42112A, [¹²⁵ I]-	AT ₂ Antagonist	NEX324

TABLE OF CONTENTS

- Introduction
- Receptor List
- G-protein Coupled Receptors
- Other Receptors
- Transporter and Ion Channels
- Signal Transduction
- Controls and Starter Kits
- Contact Us

G-protein Coupled Receptors

Receptor Type	Subtype	G-protein Coupling	Species	Product Type	Binding	GTPys	cAMP	Inositol Phosphate	Calcium Luminescence	Calcium Fluorescence	Host Cell	Cat. No.
Apelin	APJ	G _i /G _o	Human	ValiScreen	X	X	X				CHO-K1	ES-460-C
				cAMPZen			X				CHO-K1	ES-460-CF
				AequoScreen + G α_{i6} Protein					X		CHO-K1	ES-460-A
				AequoZen							CHO-K1	<i>Inquire</i>
				Membrane Preparation							N/A	N/A
Beta Alanine	MRGPRD, TGR7	G _{q/11}	Human	ValiScreen							N/A	N/A
				cAMPZen							N/A	N/A
				AequoScreen + G α_{i6} Protein					X	X	CHO-K1	ES-741-A
				AequoZen + G α_{i6} Protein					X	X	CHO-K1	<i>Inquire</i>
				Membrane Preparation							N/A	N/A
Bombesin	BB ₁	G _i /G ₁₁	Human	ValiScreen							N/A	N/A
				cAMPZen							N/A	N/A
				AequoScreen + G α_{i6} Protein	X				X	X	CHO-K1	ES-581-A
				AequoZen							CHO-K1	<i>Inquire</i>
				Membrane Preparation + G α_{i6} Protein	X						CHO-K1	RBHBS1M400UA
	BB ₂	G _i /G ₁₁	Human	ValiScreen	X					X	CHO-K1	ES-582-C
				cAMPZen							CHO-K1	<i>Inquire</i>
				AequoScreen + G α_{i6} Protein	X				X	X	CHO-K1	ES-582-A
				AequoZen + G α_{i6} Protein					X	X	CHO-K1	ES-582-AF
				Membrane Preparation	X						CHO-K1	ES-582-M400UA
	BB ₃	G _i /G ₁₁	Human	ValiScreen							N/A	N/A
				cAMPZen							N/A	N/A
				AequoScreen + G α_{i6} Protein					X		CHO-K1	ES-580-A
				AequoZen							CHO-K1	<i>Inquire</i>
Membrane Preparation							N/A	N/A				

VALIDATED FOR THESE ASSAYS

Subtype	Complementary Radioligands	Pharmacological Action	Cat. No.
APJ	Apelin 13 (Glp ⁶⁵ Nle75, Tyr ⁷⁷), [¹²⁵ I]-	Agonist	NEX393
MRGPRD, TGR7			
BB ₁	Bombesin (Tyr ⁴), [¹²⁵ I]-	Agonist	NEX258
BB ₂	Bombesin (Tyr ⁴), [¹²⁵ I]-	Agonist	NEX258
BB ₃	Bombesin (6-14) (D-Tyr ⁶ -βIa ¹¹ , Phe ¹³ , Nle ¹⁴), [¹²⁵ I]-	BB ₃ Agonist	NEX377
	Bombesin (Tyr ⁴), [¹²⁵ I]-	Agonist	NEX258

TABLE OF CONTENTS

- Introduction
- Receptor List
- G-protein Coupled Receptors
- Other Receptors
- Transporter and Ion Channels
- Signal Transduction
- Controls and Starter Kits
- Contact Us

G-protein Coupled Receptors

Receptor Type	Subtype	G-protein Coupling	Species	Product Type	Binding	GTPγS	cAMP	Inositol Phosphate	Calcium Luminescence	Calcium Fluorescence	Host Cell	Cat. No.	
					X				X	X			
Bradykinin	B ₁	G _q /G ₁₁	Human	ValiScreen	X					X	CHO-K1	ES-091-C	
				cAMPZen							CHO-K1	<i>Inquire</i>	
				AequoScreen	X				X	X	CHO-K1	ES-091-A	
				AequoZen							CHO-K1	<i>Inquire</i>	
				Membrane Preparation	X						CHO-K1	ES-091-M400UA	
			Rat	ValiScreen							N/A	N/A	
			cAMPZen							N/A	N/A		
			AequoScreen						X		CHO-K1	ES-092-A	
			AequoZen								CHO-K1	<i>Inquire</i>	
			Membrane Preparation								N/A	N/A	
	B ₂	G _q /G ₁₁	Human	ValiScreen	X					X	CHO-K1	ES-090-C	
				cAMPZen							CHO-K1	<i>Inquire</i>	
				AequoScreen	X				X		CHO-K1	ES-090-A	
				AequoZen							CHO-K1	<i>Inquire</i>	
Membrane Preparation										N/A	N/A		
Calcitonin	CGRP ₁	G _s	Human	ValiScreen	X	X					CHO-K1	ES-420-C	
				cAMPZen		X					CHO-K1	ES-420-CF	
				AequoScreen + Gα _{q/11} Protein	X				X	X	CHO-K1	ES-420-A	
				AequoZen + Gα _{q/11} Protein					X		CHO-K1	ES-420-AF	
				Membrane Preparation	X						CHO-K1	ES-420-M400UA	
	CT												
	AM ₂	G _s , G ₁₆	Human	ValiScreen	X	X						CHO-K1	ES-430-C
				cAMPZen		X					CHO-K1	ES-430-CF	
				AequoScreen	X				X	X	CHO-K1	ES-430-A	
				AequoZen							CHO-K1	<i>Inquire</i>	
Membrane Preparation				X						CHO-K1	ES-430-M400UA		

VALIDATED FOR THESE ASSAYS

Subtype	Complementary Radioligands	Pharmacological Action	Cat. No.
B ₁			
B ₂			
CGRP ₁	Calcitonin Gene Related Peptide, [¹²⁵ I]-, ([¹²⁵ I]-hCGRP)	CGPR ₁ , Endogenous	NEX354
CT	Calcitonin (Salmon), [¹²⁵ I]-		NEX423
AM ₂			

TABLE OF CONTENTS

- Introduction
- Receptor List
- G-protein Coupled Receptors
- Other Receptors
- Transporter and Ion Channels
- Signal Transduction
- Controls and Starter Kits
- Contact Us

G-protein Coupled Receptors

Receptor Type	Subtype	G-protein Coupling	Species	Product Type	Binding	GTPγS	cAMP	Inositol Phosphate	Calcium Luminescence	Calcium Fluorescence	Host Cell	Cat. No.	
Cannabinoid	CB ₁	G/G _o	Human	ValiScreen	X	X	X				CHO-K1	ES-110-C	
				cAMPZen			X					CHO-K1	ES-110-CF
				AequoScreen + Gα ₁₆ Protein						X	X	CHO-K1	ES-110-A
				AequoZen + Gα ₁₆ Protein						X		CHO-K1	ES-110-AF
				Membrane Preparation	X	X						CHO-K1	ES-110-M400UA
					X					HEK293 EBNA	RBHCB1M400UA		
	CB ₂	G/G _o	Human	ValiScreen	X	X	X					CHO-K1	ES-111-C
				cAMPZen			X					CHO-K1	ES-111-CF
				AequoScreen								N/A	N/A
				AequoZen								N/A	N/A
Membrane Preparation				X	X						CHO-K1	ES-111-M400UA	
				X					HEK293 EBNA	RBXCB2M400UA			
Chemerin	GPR1	G/G _o	Human	ValiScreen							N/A	N/A	
				cAMPZen							N/A	N/A	
				AequoScreen + Gα ₁₆ Protein						X		CHO-K1	ES-661-A
				AequoZen + Gα ₁₆ Protein						X		CHO-K1	ES-661-AF
				Membrane Preparation								N/A	N/A
Chemokine	CCR1	G/G _o	Human	ValiScreen	X		X				CHO-K1	ES-132-C	
				cAMPZen			X				CHO-K1	ES-132-CF	
				AequoScreen								N/A	N/A
				AequoZen								N/A	N/A
				Membrane Preparation								N/A	N/A
	CCR2b	G/G _o	Human	ValiScreen	X	X	X					CHO-K1	ES-133-C
				cAMPZen								CHO-K1	Inquire
				AequoScreen	X					X	X	CHO-K1	ES-133-A
				AequoZen						X		CHO-K1	ES-133-AF
				Membrane Preparation	X	X						CHO-K1	ES-133-M400UA

VALIDATED FOR THESE ASSAYS

Subtype	Complementary Radioligands	Pharmacological Action	Cat. No.
CB ₁	CP 55940, [Side Chain-2,3,4- ³ H(N)]-	Agonist	NET1051
	SR141716A, [³ H]	CB ₁ Antagonist	NET1158
CB ₂	CP 55940, [Side Chain-2,3,4- ³ H(N)]-	Agonist	NET1051
GPR1			
CCR1	MIP-1α, [¹²⁵ I]-	CCR1, CCR4, CCR5, Endogenous	NEX298
CCR2b	MCP-1, [¹²⁵ I]-, Bolton-Hunter Labeled	CCR2, Endogenous	NEX332

TABLE OF CONTENTS

- Introduction
- Receptor List
- G-protein Coupled Receptors
- Other Receptors
- Transporter and Ion Channels
- Signal Transduction
- Controls and Starter Kits
- Contact Us



G-protein Coupled Receptors

Receptor Type	Subtype	G-protein Coupling	Species	Product Type	Binding	GTPγS	cAMP	Inositol Phosphate	Calcium Luminescence	Calcium Fluorescence	Host Cell	Cat. No.
Chemokine cont...	CCR3	G/G _o	Human	ValiScreen	X		X				K562	ES-138-C
				cAMPZen						K562	<i>Inquire</i>	
				AequoScreen + Gα _{i6} Protein					X		CHO-K1	ES-138-A
				AequoZen + Gα _{i6} Protein	X				X		CHO-K1	ES-138-AF
				Membrane Preparation	X	X					CHO-K1	ES-138-M400UA
	CCR6	G/G _o	Human	ValiScreen	X	X	X				CHO-K1	ES-139-C
				cAMPZen			X				CHO-K1	ES-139-CF
				AequoScreen	X				X	X	CHO-K1	ES-139-A
				AequoZen					X		CHO-K1	ES-139-AF
				Membrane Preparation							CHO-K1	<i>Inquire</i>
	CCR7	G/G _o	Human	ValiScreen	X	X	X				CHO-K1	ES-140-C
				cAMPZen			X				CHO-K1	ES-140-CF
				AequoScreen + Gα _{i6} Protein	X				X	X	CHO-K1	ES-140-A
				AequoZen + Gα _{i6} Protein					X		CHO-K1	ES-140-AF
				Membrane Preparation							CHO-K1	<i>Inquire</i>
	CCR8	G/G _o	Human	ValiScreen	X	X	X				CHO-K1	ES-136-C
				cAMPZen			X				CHO-K1	ES-136-CF
				AequoScreen					X		CHO-K1	ES-136-A
				AequoZen					X		CHO-K1	ES-136-AF
				Membrane Preparation			X				CHO-K1	ES-136-CF
CCR9a	G/G _o	Human	ValiScreen							CHO-K1	<i>Inquire</i>	
			cAMPZen							CHO-K1	<i>Inquire</i>	
			AequoScreen					X		CHO-K1	ES-146-A	
			AequoZen					X		CHO-K1	ES-146-AF	
			Membrane Preparation			X				CHO-K1	<i>Inquire</i>	

VALIDATED FOR THESE ASSAYS

Subtype	Complementary Radioligands	Pharmacological Action	Cat. No.
CCR3			
CCR6			
CCR7			
CCR8			
CCR9a			

TABLE OF CONTENTS

- Introduction
- Receptor List
- G-protein Coupled Receptors
- Other Receptors
- Transporter and Ion Channels
- Signal Transduction
- Controls and Starter Kits
- Contact Us

G-protein Coupled Receptors

Receptor Type	Subtype	G-protein Coupling	Species	Product Type	Binding	GTPγS	cAMP	Inositol Phosphate	Calcium Luminescence	Calcium Fluorescence	Host Cell	Cat. No.	
Chemokine cont...	CCR10	G/G _o	Human	ValiScreen							N/A	N/A	
				cAMPZen							N/A	N/A	
				AequoScreen + Gα ₁₆ Protein					X		CHO-K1	ES-143-A	
				AequoZen + Gα ₁₆ Protein					X		CHO-K1	ES-143-AF	
				Membrane Preparation							N/A	N/A	
	CX ₃ CR1	G/G _o	Human	ValiScreen	X	X	X					CHO-K1	ES-137-C
				cAMPZen			X				CHO-K1	ES-137-CF	
				AequoScreen + Gα ₁₆ Protein	X				X	X	CHO-K1	ES-137-A	
				AequoZen + Gα ₁₆ Protein					X		CHO-K1	ES-137-AF	
				Membrane Preparation		X					CHO-K1	ES-137-M400UA	
	CXCR2	G/G _o	Human	ValiScreen	X	X	X					CHO-K1	ES-145-C
				cAMPZen			X				CHO-K1	ES-145-CF	
				AequoScreen + Gα ₁₆ Protein	X				X	X	CHO-K1	ES-145-A	
				AequoZen + Gα ₁₆ Protein					X		CHO-K1	ES-145-AF	
				Membrane Preparation	X	X					CHO-K1	ES-145-M400UA	
	CXCR3	G/G _o	Human	ValiScreen	X	X	X					CHO-K1	ES-142-C
				cAMPZen							CHO-K1	<i>Inquire</i>	
				AequoScreen + Gα ₁₆ Protein	X				X	X	CHO-K1	ES-142-A	
				AequoZen + Gα ₁₆ Protein					X		CHO-K1	ES-142-AF	
				Membrane Preparation	X	X					CHO-K1	ES-142-M400UA	
CXCR4													
CXCR6	G/G _o	Human	ValiScreen		X	X					CHO-K1	ES-720-C	
			cAMPZen			X				CHO-K1	ES-720-CF		
			AequoScreen					X		CHO-K1	ES-720-A		
			AequoZen					X		CHO-K1	ES-720-AF		
			Membrane Preparation		X					CHO-K1	ES-720-M400UA		
				X						HEK293	RBHCX6M400UA		

VALIDATED FOR THESE ASSAYS

Subtype	Complementary Radioligands	Pharmacological Action	Cat. No.
CCR10			
CX ₃ CR1	Fractalkine, [¹²⁵ I]-	CX ₃ CR1, Endogenous	NEX368
CXCR2			
CXCR3			
CXCR4	SDF1α, [¹²⁵ I]-	CXCR4, Endogenous	NEX346
CXCR6			

TABLE OF CONTENTS

- Introduction
- Receptor List
- G-protein Coupled Receptors
- Other Receptors
- Transporter and Ion Channels
- Signal Transduction
- Controls and Starter Kits
- Contact Us

G-protein Coupled Receptors

Receptor Type	Subtype	G-protein Coupling	Species	Product Type	Binding	GTPγS	cAMP	Inositol Phosphate	Calcium Luminescence	Calcium Fluorescence	Host Cell	Cat. No.
Chemokine cont...	XCR1	G _i /G _o	Human	ValiScreen		X	X				CHO-K1	ES-148-C
				cAMPZen			X				CHO-K1	ES-148-CF
				AequoScreen + Gα _{i6} Protein					X		CHO-K1	ES-148-A
				AequoZen + Gα _{i6} Protein					X		CHO-K1	ES-148-AF
				Membrane Preparation		X					CHO-K1	ES-148-M400UA
Cholecystokinin	CCK ₁	G _q /G ₁₁	Human	ValiScreen	X			X			1321N1	ES-530-C
				cAMPZen							1321N1	<i>Inquire</i>
				AequoScreen	X				X	X	1321N1	ES-530-A
				AequoZen					X		1321N1	ES-530-AF
				Membrane Preparation	X						1321N1	ES-530-M400UA
	CCK ₂	G _i /G _o	Human	ValiScreen	X					X	1321N1	ES-531-C
				cAMPZen							1321N1	<i>Inquire</i>
				AequoScreen	X				X	X	1321N1	ES-531-A
				AequoZen					X		1321N1	ES-531-AF
				Membrane Preparation	X						HEK293	RBHCKBM400UA
Corticotropin-Releasing Factor	CRF ₁	G _s	Human	ValiScreen	X		X				CHO-K1	ES-152-C
				cAMPZen							CHO-K1	<i>Inquire</i>
				AequoScreen + Gα _{i6} Protein	X				X	X	CHO-K1	ES-152-A
				AequoZen							CHO-K1	<i>Inquire</i>
				Membrane Preparation							CHO-K1	<i>Inquire</i>
Dopamine	D ₁	G _s	Human	ValiScreen	X		X				CHO-K1	ES-172-C
				cAMPZen			X				CHO-K1	ES-172-CF
				AequoScreen							N/A	N/A
				AequoZen							N/A	N/A
				Membrane Preparation	X						CHO-K1	ES-172-M400UA
					X						L Cells	6110513400UA

VALIDATED FOR THESE ASSAYS

Subtype	Complementary Radioligands	Pharmacological Action	Cat. No.
XCR1			
CCR1	Cholecystokinin Octapeptide, [¹²⁵ I]-, Bolton-Hunter Labeled, ([¹²⁵ I]-CCK-8)	Endogenous	NEX203
	CCK-8, [³ H]	Agonist	NET1162
CCR2b	Cholecystokinin Octapeptide, [¹²⁵ I]-, Bolton-Hunter Labeled, ([¹²⁵ I]-CCK-8)	Endogenous	NEX203
	CCK-8, [³ H]	Agonist	NET1162
CCR1	Sauvagine (Tyr ⁹), [¹²⁵ I]-	Endogenous	NEX203
D ₁	SCH 23390, [N-methyl- ³ H]-	D1, D5 Antagonist	NET930
	Dihydroxyphenylethylamine, 3,4-[Ring-2,5,6- ³ H]-, (Dopamine)	Endogenous	NET673
	Dihydroxyphenylethylamine, 3,4-[7- ³ H]-	Endogenous	NET131
	Dihydroxyphenylethylamine [2,5,6,7,8- ³ H] (Dopamine)	Endogenous	NET1160

TABLE OF CONTENTS

- Introduction
- Receptor List
- G-protein Coupled Receptors
- Other Receptors
- Transporter and Ion Channels
- Signal Transduction
- Controls and Starter Kits
- Contact Us

G-protein Coupled Receptors

Receptor Type	Subtype	G-protein Coupling	Species	Product Type	Binding	GTPγS	cAMP	Inositol Phosphate	Calcium Luminescence	Calcium Fluorescence	Host Cell	Cat. No.	
Dopamine cont...	D _{2L}	G _s	Human	ValiScreen							N/A	N/A	
				cAMPZen							N/A	N/A	
				AequoScreen + Gα _{q/15} Protein					X		CHO-K1	ES-171-A	
				AequoZen + Gα _{q/15} Protein					X		CHO-K1	ES-171-AF	
				Membrane Preparation							N/A	N/A	
	D ₃	G/G _o	Human	ValiScreen	X	X	X					CHO-K1	ES-173-C
				cAMPZen							CHO-K1	Inquire	
				AequoScreen							N/A	N/A	
				AequoZen							N/A	N/A	
				Membrane Preparation	X	X					CHO-K1	ES-173-M400UA	
	D ₄	G/G _o											
	D _{4.2}	G/G _o	Human										
	D _{4.4}	G _s	Human	ValiScreen	X							CHO-K1	MCL-507
				cAMPZen							CHO-K1	Inquire	
				AequoScreen							N/A	N/A	
				AequoZen							N/A	N/A	
				Membrane Preparation							CHO-K1	Inquire	
	D ₅												

VALIDATED FOR THESE ASSAYS

Subtype	Complementary Radioligands	Pharmacological Action	Cat. No.
D _{2L}	Dihydroxyphenylethylamine, 3,4-[Ring-2,5,6- ³ H]-, (Dopamine)	Endogenous	NET673
	Methylspiperone, [N-methyl- ³ H]-	D ₂ , D ₃ Antagonist	NET856
	Raclopride, [Methoxy- ³ H]-	D ₂ Antagonist	NET975
	Dihydroxyphenylethylamine, 3,4-[7- ³ H]-	Endogenous	NET131
	Dihydroxyphenylethylamine, 3,4-[Ring-2,5,6- ³ H]-, (Dopamine)	Endogenous	NET673
D ₃	Dihydroxyphenylethylamine, 3,4-[7- ³ H]-	Endogenous	NET131
	Methylspiperone, [N-methyl- ³ H]-	D ₂ , D ₃ Antagonist	NET856
	R(+)-7-Hydroxy DPAT, [³ H]	Agonist	NET1169
	Dihydroxyphenylethylamine, 3,4-[Ring-2,5,6- ³ H]-, (Dopamine)	Endogenous	NET673
	Dihydroxyphenylethylamine, 3,4-[7- ³ H]-	Endogenous	NET131
D _{4.2}	WAY100635 [METHOXY- ³ H]	Agonist	NET1164
	Dihydroxyphenylethylamine, 3,4-[7- ³ H]-	Endogenous	NET131
D ₅	Dihydroxyphenylethylamine, 3,4-[Ring-2,5,6- ³ H]-, (Dopamine)	Endogenous	NET673
	SCH 23390, [N-methyl- ³ H]-	D ₂ , D ₃ Antagonist	NET930
	Dihydroxyphenylethylamine, 3,4-[7- ³ H]-	Endogenous	NET131

TABLE OF CONTENTS

- Introduction
- Receptor List
- G-protein Coupled Receptors
- Other Receptors
- Transporter and Ion Channels
- Signal Transduction
- Controls and Starter Kits
- Contact Us

G-protein Coupled Receptors

Receptor Type	Subtype	G-protein Coupling	Species	Product Type	Binding	GTPγS	cAMP	Inositol Phosphate	Calcium Luminescence	Calcium Fluorescence	Host Cell	Cat. No.	
Endothelin	ET _A	G _q /G ₁₁	Human	ValiScreen						X	CHO-K1	ES-320-C	
				cAMPZen								CHO-K1	<i>Inquire</i>
				AequoScreen	X				X	X		CHO-K1	ES-320-A
				AequoZen					X			CHO-K1	ES-320-AF
				Membrane Preparation	X							CHO-K1	ES-320-M400UA
	ET _B	G _q /G ₁₁	Human	ValiScreen	X						X	CHO-K1	ES-321-C
				cAMPZen								CHO-K1	<i>Inquire</i>
				AequoScreen	X				X	X		CHO-K1	ES-321-A
				AequoZen					X			CHO-K1	ES-321-AF
				Membrane Preparation	X							CHO-K1	ES-321-M400UA
Formyl Peptide	FPR2 (FPRL1)	G _i /G _o	Human	ValiScreen	X	X	X			X	CHO-K1	ES-610-C	
				cAMPZen			X				CHO-K1	ES-610-CF	
				AequoScreen + G _α ₁₆ Protein	X				X	X		CHO-K1	ES-610-A
				AequoZen + G _α ₁₆ Protein					X			CHO-K1	ES-610-AF
				Membrane Preparation	X	X						CHO-K1	ES-610-M400UA
Free Fatty Acid	FFA1 (GPR40)	G _q /G ₁₁	Human	ValiScreen				X			1321N1	ES-652-C	
				cAMPZen							1321N1	<i>Inquire</i>	
				AequoScreen					X			CHO-K1	ES-652-A
				AequoZen					X			CHO-K1	ES-652-AF
				Membrane Preparation								1321N1	<i>Inquire</i>
	FFA (GPR120)	G _i /G _o	Human	ValiScreen								N/A	N/A
				cAMPZen								N/A	N/A
				AequoScreen					X			CHO-K1	ES-800-A
				AequoZen					X			CHO-K1	ES-800-AF
				Membrane Preparation								N/A	N/A

VALIDATED FOR THESE ASSAYS

Subtype	Complementary Radioligands	Pharmacological Action	Cat. No.
ET _A			
ET _B			
FPR2 (FPRL1)			
FFA1 (GPR40)			
FFA (GPR120)			

TABLE OF CONTENTS

- Introduction
- Receptor List
- G-protein Coupled Receptors
- Other Receptors
- Transporter and Ion Channels
- Signal Transduction
- Controls and Starter Kits
- Contact Us

G-protein Coupled Receptors

Receptor Type	Subtype	G-protein Coupling	Species	Product Type	Binding	GTPγS	cAMP	Inositol Phosphate	Calcium Luminescence	Calcium Fluorescence	Host Cell	Cat. No.	
GABA _B	GABA _{B1a}		Human	ValiScreen							CHO-K1	<i>Inquire</i>	
											HEK293	<i>Inquire</i>	
				cAMPZen							CHO-K1	<i>Inquire</i>	
											HEK293	<i>Inquire</i>	
				AequoScreen							N/A	N/A	
				AequoZen							N/A	N/A	
	Membrane Preparation					X					CHO-K1	6110545400UA	
						X					HEK293	6110560400UA	
	GABA _{B1b}		Human	ValiScreen								CHO-K1	<i>Inquire</i>
											HEK293	<i>Inquire</i>	
				cAMPZen							CHO-K1	6110546400UA	
											HEK293	6110557400UA	
				AequoScreen							N/A	N/A	
				AequoZen							N/A	N/A	
	Membrane Preparation					X					CHO-K1	6110546400UA	
						X					HEK293	6110557400UA	
	GABA _{B1a/B2}	G/G _o	Human	ValiScreen								CHO-K1	ES-500-C
											HEK293	<i>Inquire</i>	
cAMPZen										CHO-K1	ES-500-CF		
										HEK293	<i>Inquire</i>		
AequoScreen + Gα ₁₆ Protein										CHO-K1	ES-500-A		
AequoZen + Gα ₁₆ Protein										CHO-K1	<i>Inquire</i>		
Membrane Preparation								CHO-K1	ES-500-M400UA				
								HEK293	6110559400UA				

VALIDATED FOR THESE ASSAYS

Subtype	Complementary Radioligands	Pharmacological Action	Cat. No.
GABA _{B1a}	Aminobutyric Acid, γ-[2,3- ³ H(N)]-	Endogenous	NET191
GABA _{B1b}			
GABA _{B1a/B2}			

TABLE OF CONTENTS

- Introduction
- Receptor List
- G-protein Coupled Receptors
- Other Receptors
- Transporter and Ion Channels
- Signal Transduction
- Controls and Starter Kits
- Contact Us

G-protein Coupled Receptors

Receptor Type	Subtype	G-protein Coupling	Species	Product Type	Binding	GTPγS	cAMP	Inositol Phosphate	Calcium Luminescence	Calcium Fluorescence	Host Cell	Cat. No.
Galanin	GAL ₁	G _i /G _o	Human	ValiScreen	X	X	X				CHO-K1	ES-510-C
										HEK293 EBNA	<i>Inquire</i>	
				cAMPZen			X			CHO-K1	ES-510-CF	
										HEK293 EBNA	<i>Inquire</i>	
				AequoScreen + Gα ₁₆ Protein	X				X	CHO-K1	ES-510-A	
				AequoZen + Gα ₁₆ Protein					X	CHO-K1	ES-510-AF	
	Membrane Preparation	X					CHO-K1	ES-510-M400UA				
							HEK293 EBNA	6110537400UA				
	GAL ₂	G _q /G ₁₁	Human	ValiScreen	X	X		X			CHO-K1	ES-511-C
				cAMPZen						CHO-K1	<i>Inquire</i>	
AequoScreen + Gα ₁₆ Protein				X				X	X	CHO-K1	ES-511-A	
AequoZen + Gα ₁₆ Protein								X		CHO-K1	ES-511-AF	
Membrane Preparation								X		CHO-K1	AX-008-PCF	
Ghrelin	Ghrelin	G _q /G ₁₁	Human	ValiScreen	X			X		X	CHO-K1	ES-410-C
										HEK293	<i>Inquire</i>	
				cAMPZen						CHO-K1	<i>Inquire</i>	
										HEK293	<i>Inquire</i>	
				AequoScreen					X	X	CHO-K1	ES-410-A
				AequoZen					X		CHO-K1	ES-410-AF
				Membrane Preparation	X					CHO-K1	ES-410-M400UA	
						HEK293	RBHGHS400UA					
Glucagon	Glucagon	G _s	Human	ValiScreen	X		X				1321N1	ES-710-C
				cAMPZen						1321N1	<i>Inquire</i>	
				AequoScreen					X	CHO-K1	ES-710-A	
				AequoZen						CHO-K1	<i>Inquire</i>	
				Membrane Preparation						1321N1	<i>Inquire</i>	

VALIDATED FOR THESE ASSAYS

Subtype	Complementary Radioligands	Pharmacological Action	Cat. No.
GAL ₁			
GAL ₂			
Ghrelin	Ghrelin (His), [¹²⁵ I]-	Endogenous	NEX388
Glucagon	Glucagon, [¹²⁵ I]-	Endogenous	NEX207

TABLE OF CONTENTS

- Introduction
- Receptor List
- G-protein Coupled Receptors
- Other Receptors
- Transporter and Ion Channels
- Signal Transduction
- Controls and Starter Kits
- Contact Us

G-protein Coupled Receptors

Receptor Type	Subtype	G-protein Coupling	Species	Product Type	Binding	GTPγS	cAMP	Inositol Phosphate	Calcium Luminescence	Calcium Fluorescence	Host Cell	Cat. No.	
Glucagon cont...	GIP	Gs	Human	ValiScreen							HEK293	<i>Inquire</i>	
				cAMPZen							HEK293	<i>Inquire</i>	
				AequoScreen							N/A	N/A	
				AequoZen							N/A	N/A	
				Membrane Preparation	X						HEK293	RBHGIPM400UA	
	GLP-2	Gs	Human	ValiScreen			X					1321N1	ES-711-C
				cAMPZen			X					1321N1	ES-711-CF
				AequoScreen							N/A	N/A	
				AequoZen							N/A	N/A	
				Membrane Preparation		X					1321N1	ES-711-M400UA	
	Secretin	Gs/Gq	Human	ValiScreen								N/A	N/A
				cAMPZen							N/A	N/A	
				AequoScreen					X		CHO-K1	ES-712-A	
				AequoZen					X		CHO-K1	ES-712-AF	
				Membrane Preparation							N/A	N/A	
Glutamate	mGlu _{5A}	Gq/G11	Human	ValiScreen							CHO-K1	<i>Inquire</i>	
				cAMPZen							CHO-K1	<i>Inquire</i>	
				AequoScreen							N/A	N/A	
				AequoZen							N/A	N/A	
				Membrane Preparation	X						CHO-K1	ES-555-M400UA	
	mGlu ₇	Gq/Go	Human	ValiScreen			X					CHO-K1	ES-553-C
				cAMPZen			X					CHO-K1	ES-553-CF
				AequoScreen							N/A	N/A	
				AequoZen							N/A	N/A	
				Membrane Preparation							CHO-K1	<i>Inquire</i>	

VALIDATED FOR THESE ASSAYS

Subtype	Complementary Radioligands	Pharmacological Action	Cat. No.
GIP	Gastric Inhibitory Polypeptide, [¹²⁵ I]-	Endogenous	NEX402
GLP-2	GLP-1 (7-36), [¹²⁵ I]-	GLP-1 Agonist	NEX308
Secretin			
mGlu _{5A}			
mGlu ₇			

TABLE OF CONTENTS

- Introduction
- Receptor List
- G-protein Coupled Receptors
- Other Receptors
- Transporter and Ion Channels
- Signal Transduction
- Controls and Starter Kits
- Contact Us

G-protein Coupled Receptors

Receptor Type	Subtype	G-protein Coupling	Species	Product Type	Assays						Host Cell	Cat. No.
					Binding	GTPγS	cAMP	Inositol Phosphate	Calcium Luminescence	Calcium Fluorescence		
Glycoprotein Hormone	TSH	All	Human	ValiScreen							N/A	N/A
				cAMPZen							N/A	N/A
				AequoScreen + Gα ₁₆ Protein					X		CHO-K1	ES-790-A
				AequoZen + Gα ₁₆ Protein					X		CHO-K1	<i>Inquire</i>
				Membrane Preparation							N/A	N/A
Gonadotropin-Releasing Hormone	GnRH	G _o /G ₁₁	Human	ValiScreen							CHO-K1	<i>Inquire</i>
				cAMPZen							CHO-K1	<i>Inquire</i>
				AequoScreen	X				X		CHO-K1	ES-600-A
				AequoZen					X		CHO-K1	<i>Inquire</i>
				Membrane Preparation	X						CHO-K1	ES-600-M400UA
GPR	SUCNR1 (Succinate, GPR91)	G _o /G _o	Human	ValiScreen							N/A	N/A
				cAMPZen							N/A	N/A
				AequoScreen					X		CHO-K1	ES-744-A
				AequoZen					X		CHO-K1	ES-744-AF
				Membrane Preparation							N/A	N/A
	GPR120	G _o /G ₁₁	Human	ValiScreen							N/A	N/A
				cAMPZen							N/A	N/A
				AequoScreen					X		CHO-K1	ES-800-A
				AequoZen					X		CHO-K1	ES-800-AF
				Membrane Preparation							N/A	N/A
	OXGR1 (GPR99, Citric Acid Cycle)	G _o /G _o	Human	ValiScreen							N/A	N/A
				cAMPZen							N/A	N/A
				AequoScreen					X		CHO-K1	ES-743-A
				AequoZen					X		CHO-K1	ES-743-AF
				Membrane Preparation							N/A	N/A

VALIDATED FOR THESE ASSAYS

Subtype	Complementary Radioligands	Pharmacological Action	Cat. No.
TSH			
GnRH	Luteinizing Hormone-Releasing Hormone (D-Trp ⁶ , [¹²⁵ I]-, [¹²⁵ I]- (D-Trp ⁶)-LHRH)	GnRH Agonist	NEX365
SUCNR1 (Succinate, GPR91)			
GPR120			
OXGR1 (GPR99, Citric Acid Cycle)			

TABLE OF CONTENTS

- Introduction
- Receptor List
- G-protein Coupled Receptors
- Other Receptors
- Transporter and Ion Channels
- Signal Transduction
- Controls and Starter Kits
- Contact Us

G-protein Coupled Receptors

Receptor Type	Subtype	G-protein Coupling	Species	Product Type	Binding	GTPγS	cAMP	Inositol Phosphate	Calcium Luminescence	Calcium Fluorescence	Host Cell	Cat. No.	
Histamine	H ₁	G _α /G ₁₁	Human	ValiScreen	X					X	CHO-K1	ES-390-C	
				cAMPZen								CHO-K1	<i>Inquire</i>
				AequoScreen	X				X	X		CHO-K1	ES-390-A
				AequoZen						X		CHO-K1	ES-390-AF
				Membrane Preparation	X							CHO-K1	ES-390-M400UA
	H ₂	G _s	Human	ValiScreen	X		X					CHO-K1	ES-391-C
				cAMPZen			X					CHO-K1	ES-391-CF
				AequoScreen + G _α ₁₆ Protein	X				X	X		CHO-K1	ES-391-A
				AequoZen + G _α ₁₆ Protein						X		CHO-K1	ES-391-AF
				Membrane Preparation	X							CHO-K1	ES-391-M400UA
	H ₃	G _i /G _o	Human	ValiScreen	X	X	X					CHO-K1	ES-392-C
				cAMPZen			X					CHO-K1	ES-392-CF
				AequoScreen + G _α ₁₆ Protein	X				X	X		CHO-K1	ES-392-A
				AequoZen + G _α ₁₆ Protein						X		CHO-K1	ES-392-AF
				Membrane Preparation	X	X						CHO-K1	ES-392-M400UA
	H ₄	G _i /G _o	Human	ValiScreen	X	X	X					CHO-K1	ES-393-C
				cAMPZen								CHO-K1	ES-393-CF
				AequoScreen + G _α ₁₆ Protein	X				X			CHO-K1	ES-393-A
				AequoZen + G _α ₁₆ Protein						X		CHO-K1	ES-393-AF
				Membrane Preparation			X					CHO-K1	<i>Inquire</i>
KISS1 (Metastin)	KISS1 (GPR54)	G _i /G ₁₁	Human	ValiScreen	X					X	MDA-MB-435S	ES-630-C	
				cAMPZen								MDA-MB-435S	<i>Inquire</i>
				AequoScreen + G _α ₁₆ Protein					X	X		CHO-K1	ES-630-A
				AequoZen + G _α ₁₆ Protein								CHO-K1	<i>Inquire</i>
				Membrane Preparation								MDA-MB-435S	<i>Inquire</i>

VALIDATED FOR THESE ASSAYS

Subtype	Complementary Radioligands	Pharmacological Action	Cat. No.
H ₁	Pyrilamine, [Pyridinyl 5- ³ H]-, (Mepyramine)	H ₁ Antagonist	NET594
	Histamine Dihydrochloride, [Ring, Methylene- ³ H(N)]-	Endogenous	NET732
H ₂	Histamine Dihydrochloride, [Ring, Methylene- ³ H(N)]-	Endogenous	NET732
	Aminopotentidine, [¹²⁵ I]-	H ₂ Antagonist	NEX431
H ₃	Methylhistamine Dihydrochloride, N-α-[methyl- ³ H]-	H ₃ Agonist	NET1027
H ₄	Histamine Dihydrochloride, [Ring, Methylene- ³ H(N)]-	Endogenous	NET732
KISS1 (GPR54)			

TABLE OF CONTENTS

- Introduction
- Receptor List
- G-protein Coupled Receptors
- Other Receptors
- Transporter and Ion Channels
- Signal Transduction
- Controls and Starter Kits
- Contact Us

G-protein Coupled Receptors

Receptor Type	Subtype	G-protein Coupling	Species	Product Type	Binding	GTPγS	cAMP	Inositol Phosphate	Calcium Luminescence	Calcium Fluorescence	Host Cell	Cat. No.
					X	X	X		X	X		
Leukotriene	BLT ₁ (LTB ₄ R1)	G _α /G _{β11}	Human	ValiScreen	X	X	X				CHO-K1	ES-340-C
				cAMPZen			X				CHO-K1	ES-340-CF
				AequoScreen + G _{α16} Protein	X				X	X	CHO-K1	ES-340-A
				AequoZen							CHO-K1	<i>Inquire</i>
				Membrane Preparation	X	X					CHO-K1	ES-340-M400UA
	CysLT ₁	G _α /G _{β11}	Human	ValiScreen	X			X		X	CHO-K1	ES-470-C
				cAMPZen							CHO-K1	<i>Inquire</i>
				AequoScreen	X				X	X	CHO-K1	ES-470-A
				AequoZen							CHO-K1	<i>Inquire</i>
				Membrane Preparation	X						CHO-K1	ES-470-M400UA
	OXE (HM74-Like)	G _α /G _{β0}	Human	ValiScreen							N/A	N/A
				cAMPZen							N/A	N/A
				AequoScreen + G _{α16} Protein					X		CHO-K1	ES-640-A
				AequoZen							CHO-K1	<i>Inquire</i>
Membrane Preparation										N/A	N/A	
Lysophospholipid	S ₁ P ₂ (EDG5)	G _α	Human	ValiScreen							N/A	N/A
				cAMPZen							N/A	N/A
				AequoScreen					X		CHO-K1	ES-594-A
				AequoZen					X		CHO-K1	ES-594-AF
				Membrane Preparation							N/A	N/A
	S ₁ P ₄ (EDG6)	G _α /G _{β0}	Human	ValiScreen							N/A	N/A
				cAMPZen							N/A	N/A
				AequoScreen + G _{α2/11} Protein					X	X	CHO-K1	ES-592-A
				AequoZen + G _{α2/11} Protein					X		CHO-K1	ES-592-AF
				Membrane Preparation							N/A	N/A

VALIDATED FOR THESE ASSAYS

Subtype	Complementary Radioligands	Pharmacological Action	Cat. No.
BLT ₁ (LTB ₄ R1)			
CysLT ₁			
OXE (HM74-Like)			
S ₁ P ₂ (EDG5)			
S ₁ P ₄ (EDG6)			

TABLE OF CONTENTS

- Introduction
- Receptor List
- G-protein Coupled Receptors
- Other Receptors
- Transporter and Ion Channels
- Signal Transduction
- Controls and Starter Kits
- Contact Us

G-protein Coupled Receptors

Receptor Type	Subtype	G-protein Coupling	Species	Product Type	Binding	GTPγS	cAMP	Inositol Phosphate	Calcium Luminescence	Calcium Fluorescence	Host Cell	Cat. No.
Lysophospholipid cont...	S ₁ P ₅ (EDG8)	G _i /G _o	Human	ValiScreen							N/A	N/A
				cAMPZen							N/A	N/A
				AequoScreen + Gα _{q/11} Protein					X	X	CHO-K1	ES-593-A
				AequoZen + Gα _{q/11} Protein					X		CHO-K1	ES-593-AF
				Membrane Preparation							N/A	N/A
Mas Related	MrgB3	G _i /G _o	Rat	ValiScreen							N/A	N/A
				cAMPZen							N/A	N/A
				AequoScreen + Gα _{q/11/5} Protein					X		CHO-K1	ES-745-A
				AequoZen + Gα _{q/11/5} Protein					X		CHO-K1	ES-745-AF
				Membrane Preparation							N/A	N/A
	MrgX1	G _i /G ₁₁	Human	ValiScreen							N/A	N/A
				cAMPZen							N/A	N/A
				AequoScreen					X	X	CHO-K1	ES-740-A
				AequoZen							CHO-K1	Inquire
	MrgX2	G _i /G ₁₁	Human	ValiScreen							N/A	N/A
				cAMPZen							N/A	N/A
				AequoScreen					X		CHO-K1	ES-742-A
				AequoZen							CHO-K1	Inquire
				Membrane Preparation						N/A	N/A	

VALIDATED FOR THESE ASSAYS

Subtype	Complementary Radioligands	Pharmacological Action	Cat. No.
S ₁ P ₅ (EDG8)			
MrgB3			
MrgX1			
MrgX2			

TABLE OF CONTENTS

- Introduction
- Receptor List
- G-protein Coupled Receptors
- Other Receptors
- Transporter and Ion Channels
- Signal Transduction
- Controls and Starter Kits
- Contact Us

G-protein Coupled Receptors

Receptor Type	Subtype	G-protein Coupling	Species	Product Type	Binding	GTPγS	cAMP	Inositol Phosphate	Calcium Luminescence	Calcium Fluorescence	Host Cell	Cat. No.				
					X	X	X	X	X	X						
Melanin-Concentrating Hormone	MCH ₁	G _α /G ₁₁	Human	ValiScreen	X	X	X				CHO-K1	ES-370-C				
				cAMPZen			X				CHO-K1	ES-370-CF				
				AequoScreen + G _α 16 Protein	X				X	X	CHO-K1	ES-370-A				
				AequoZen + G _α 16 Protein					X		CHO-K1	ES-370-AF				
				Membrane Preparation	X	X					CHO-K1	ES-370-M400UA				
	MCH ₂	G _α /G ₁₁	Human	ValiScreen	X					X	N/A	N/A				
				cAMPZen					X		N/A	N/A				
				AequoScreen + G _α 16 Protein	X				X	X	CHO-K1	ES-371-A				
				AequoZen + G _α 16 Protein					X		CHO-K1	ES-371-AF				
				Membrane Preparation							N/A	N/A				
Melanocortin	MC ₁	G _s	Human	ValiScreen	X		X				CHO-K1	ES-195-C				
				cAMPZen			X				CHO-K1	ES-195-CF				
				AequoScreen							N/A	N/A				
				AequoZen							N/A	N/A				
				Membrane Preparation							CHO-K1	<i>Inquire</i>				
	MC ₃	G _s	Human	ValiScreen	X		X					CHO-K1	ES-193-C			
											HEK293	<i>Inquire</i>				
				cAMPZen							CHO-K1	ES-193-CF				
											HEK293	<i>Inquire</i>				
				AequoScreen			X				N/A	N/A				
				AequoZen							N/A	N/A				
				Membrane Preparation							CHO-K1	ES-193-M400UA				
											HEK293	RBXMC3M400UA				
				Mouse	G _s	Mouse	ValiScreen	X		X					CHO-K1	ES-192-C
							cAMPZen			X				CHO-K1	ES-192-CF	
AequoScreen										N/A	N/A					
AequoZen										N/A	N/A					
Membrane Preparation										CHO-K1	<i>Inquire</i>					

VALIDATED FOR THESE ASSAYS

Subtype	Complementary Radioligands	Pharmacological Action	Cat. No.
MCH ₁			
MCH ₂			
MC ₁	α-MSH (Nle ⁴ , D-Phe ⁷), [¹²⁵ I]-	MC Agonist	NEX352
MC ₃	α-MSH (Nle ⁴ , D-Phe ⁷), [¹²⁵ I]-	MC Agonist	NEX352

TABLE OF CONTENTS

- Introduction
- Receptor List
- G-protein Coupled Receptors
- Other Receptors
- Transporter and Ion Channels
- Signal Transduction
- Controls and Starter Kits
- Contact Us

G-protein Coupled Receptors

Receptor Type	Subtype	G-protein Coupling	Species	Product Type	Binding	GTPγS	cAMP	Inositol Phosphate	Calcium Luminescence	Calcium Fluorescence	Host Cell	Cat. No.	
					X		X			X			X
Melanocortin cont...	MC ₄	G _s	Human	ValiScreen	X		X				CHO-K1	ES-191-C	
				cAMPZen			X				CHO-K1	ES-191-CF	
				AequoScreen + Gα ₁₆ Protein					X	X	CHO-K1	ES-191-A	
				AequoZen + Gα ₁₆ Protein					X		CHO-K1	ES-191-AF	
				Membrane Preparation	X							HEK293	RBHMC4M400UA
					X							CHO-K1	ES-191-M400UA
	MC ₅	G _s	Human	ValiScreen	X		X				CHO-K1	ES-191-C	
				cAMPZen			X				CHO-K1	ES-191-CF	
				AequoScreen							N/A	N/A	
				AequoZen							N/A	N/A	
				Membrane Preparation	X						HEK293 EBNA	RBXMC5M400UA	
			Mouse	ValiScreen	X		X				CHO-K1	ES-190-C	
				cAMPZen			X				CHO-K1	ES-190-CF	
				AequoScreen							N/A	N/A	
AequoZen							N/A	N/A					
Membrane Preparation							CHO-K1	Inquire					
Melatonin	MT ₁	G _i /G _o	Human	ValiScreen	X	X					CHO-K1	ES-620-C	
				cAMPZen							CHO-K1	Inquire	
				AequoScreen + Gα ₁₆ Protein	X				X		CHO-K1	ES-620-A	
				AequoZen + Gα ₁₆ Protein					X		CHO-K1	ES-620-AF	
				Membrane Preparation	X	X					CHO-K1	ES-620-M400UA	
	MT ₂	G _i /G _o	Human	ValiScreen	X	X					CHO-K1	ES-621-C	
				cAMPZen							CHO-K1	Inquire	
				AequoScreen	X				X		CHO-K1	ES-621-A	
				AequoZen	X				X		CHO-K1	ES-621-AF	
				Membrane Preparation	X	X					CHO-K1	ES-621-M400UA	

VALIDATED FOR THESE ASSAYS

Subtype	Complementary Radioligands	Pharmacological Action	Cat. No.
MC ₄	α-MSH (Nle ⁴ , D-Phe ⁷), [¹²⁵ I]-	MC Agonist	NEX352
MC ₅	α-MSH (Nle ⁴ , D-Phe ⁷), [¹²⁵ I]-	MC Agonist	NEX352
MT ₁	Melatonin, 2-[¹²⁵ I]-	Agonist	NEX236
MT ₂	Melatonin, 2-[¹²⁵ I]-	Agonist	NEX236

TABLE OF CONTENTS

- Introduction
- Receptor List
- G-protein Coupled Receptors
- Other Receptors
- Transporter and Ion Channels
- Signal Transduction
- Controls and Starter Kits
- Contact Us

G-protein Coupled Receptors

Receptor Type	Subtype	G-protein Coupling	Species	Product Type	Binding	GTPγS	cAMP	Inositol Phosphate	Calcium Luminescence	Calcium Fluorescence	Host Cell	Cat. No.	
					X			X		X			
Motilin	Motilin	G _q /G ₁₁	Human	ValiScreen	X			X		X	CHO-K1	ES-380-C	
				cAMPZen								CHO-K1	<i>Inquire</i>
				AequoScreen + Gα ₁₆ Protein	X				X	X		CHO-K1	ES-380-A
				AequoZen								CHO-K1	<i>Inquire</i>
				Membrane Preparation	X							CHO-K1	ES-380-M400UA
Muscarinic (See Acetylcholine)													
Neurokinin (See Tachykinin)													
Neuroedin U	NMU1	G _q /G ₁₁	Human	ValiScreen	X			X		X	CHO-K1	ES-451-C	
				cAMPZen								HEK293	<i>Inquire</i>
												CHO-K1	<i>Inquire</i>
				HEK293								HEK293	<i>Inquire</i>
				AequoScreen + Gα ₁₆ Protein	X				X	X		CHO-K1	ES-450-A
	AequoZen								CHO-K1	<i>Inquire</i>			
	Membrane Preparation	X							HEK293	RBHNU1M400UA			
	NMU2	G _q /G ₁₁	Human	ValiScreen	X			X		X	CHO-K1	ES-451-C	
				cAMPZen								HEK293	<i>Inquire</i>
				AequoScreen								CHO-K1	<i>Inquire</i>
AequoZen											CHO-K1	<i>Inquire</i>	
Membrane Preparation				X				X	X		CHO-K1	ES-451-M400UA	
									HEK293	RBHNU2M400UA			
Neuropeptide S	NPS	G _q /G ₁₁	Human	ValiScreen	X			X		X	CHO-K1	ES-770-C	
				cAMPZen								CHO-K1	<i>Inquire</i>
				AequoScreen + Gα ₁₆ Protein	X				X	X		CHO-K1	ES-770-A
				AequoZen								CHO-K1	<i>Inquire</i>
				Membrane Preparation								CHO-K1	<i>Inquire</i>

VALIDATED FOR THESE ASSAYS

Subtype	Complementary Radioligands	Pharmacological Action	Cat. No.
Motilin			
NMU1			
NMU2			
NPS			

TABLE OF CONTENTS

- Introduction
- Receptor List
- G-protein Coupled Receptors
- Other Receptors
- Transporter and Ion Channels
- Signal Transduction
- Controls and Starter Kits
- Contact Us

G-protein Coupled Receptors

Receptor Type	Subtype	G-protein Coupling	Species	Product Type	Binding	GTPγS	cAMP	Inositol Phosphate	Calcium Luminescence	Calcium Fluorescence	Host Cell	Cat. No.
					X		X			X		
Neuropeptide FF	NPFF1	G/G _o	Human	ValiScreen	X		X				CHO-K1	ES-491-C
										CHO-DHFR(-)	<i>Inquire</i>	
				cAMPZen			X			CHO-K1	ES-491-CF	
										CHO-DHFR(-)	<i>Inquire</i>	
				AequoScreen						N/A	N/A	
				AequoZen						N/A	N/A	
	Membrane Preparation	X					CHO-K1	ES-491-M400UA				
							CHO-DHFR(-)	RBHNF1M400UA				
	NPFF2	G/G _o	Human	ValiScreen	X	X	X				CHO-K1	ES-490-C
				cAMPZen			X			CHO-K1	ES-490-CF	
AequoScreen + Gα ₁₆ Protein				X				X	X	CHO-K1	ES-490-A	
AequoZen									CHO-K1	<i>Inquire</i>		
Membrane Preparation				X					CHO-K1	RBHNF2M400UA		
Neuropeptide Y	Y ₁	G/G _o	Human	ValiScreen	X		X				CHO-K1	ES-351-C
				cAMPZen			X			CHO-K1	ES-351-CF	
				AequoScreen	X				X	CHO-K1	ES-351-A	
				AequoZen						CHO-K1	<i>Inquire</i>	
				Membrane Preparation						CHO-K1	<i>Inquire</i>	
	Y ₂	G/G _o	Human	ValiScreen	X		X				CHO-K1	ES-352-C
				cAMPZen			X			CHO-K1	ES-352-CF	
				AequoScreen	X				X	CHO-K1	ES-352-A	
				AequoZen					X	CHO-K1	ES-352-AF	
				Membrane Preparation			X			CHO-K1	<i>Inquire</i>	

VALIDATED FOR THESE ASSAYS

Subtype	Complementary Radioligands	Pharmacological Action	Cat. No.
NPFF1			
NPFF2			
Y ₁	Pancreatic Polypeptide, [¹²⁵ I]-	Endogenous	NEX315
Y ₂	Pancreatic Polypeptide, [¹²⁵ I]-	Endogenous	NEX315
	Peptide YY (Human), [¹²⁵ I]-, ([¹²⁵ I]-PYY)	Endogenous	NEX341

TABLE OF CONTENTS

- Introduction
- Receptor List
- G-protein Coupled Receptors
- Other Receptors
- Transporter and Ion Channels
- Signal Transduction
- Controls and Starter Kits
- Contact Us

G-protein Coupled Receptors

Receptor Type	Subtype	G-protein Coupling	Species	Product Type	Binding	GTPγS	cAMP	Inositol Phosphate	Calcium Luminescence	Calcium Fluorescence	Host Cell	Cat. No.	
Neurotensin	NTS ₁	G _q /G ₁₁	Human	ValiScreen	X					X	CHO-K1	ES-690-C	
												HEK293	<i>Inquire</i>
				cAMPZen								CHO-K1	<i>Inquire</i>
												HEK293	<i>Inquire</i>
				AequoScreen	X				X	X	CHO-K1	ES-690-A	
				AequoZen				X			CHO-K1	ES-690-AF	
	Membrane Preparation							CHO-K1	<i>Inquire</i>				
		X						HEK293	RBXNT1M400UA				
	NTS ₂	G _q /G ₁₁	Human	ValiScreen	X						HEK293	<i>Inquire</i>	
					X					1321N1	ES-691-C		
				cAMPZen						HEK293	<i>Inquire</i>		
										1321N1	<i>Inquire</i>		
AequoScreen									N/A	N/A			
AequoZen									N/A	N/A			
Membrane Preparation	X						HEK293	6110566400UA					
	X						1321N1	<i>Inquire</i>					
Nicotinic	GPR109A (HM74A)	G _q /G _o	Human	ValiScreen	X	X	X				CHO-K1	ES-760-C	
				cAMPZen			X				CHO-K1	ES-760-CF	
				AequoScreen + Gα _q Protein	X				X	X	CHO-K1	ES-760-A	
				AequoZen + Gα _q Protein							CHO-K1	<i>Inquire</i>	
				Membrane Preparation							CHO-K1	<i>Inquire</i>	

VALIDATED FOR THESE ASSAYS

Subtype	Complementary Radioligands	Pharmacological Action	Cat. No.
NTS ₁	Neurotensin (Tyr ³), [¹²⁵ I]-	Endogenous	NEX198
NTS ₂	Neurotensin (Tyr ³), [¹²⁵ I]-	Endogenous	NEX198
GPR109A (HM74A)			

TABLE OF CONTENTS

- Introduction
- Receptor List
- G-protein Coupled Receptors
- Other Receptors
- Transporter and Ion Channels
- Signal Transduction
- Controls and Starter Kits
- Contact Us

G-protein Coupled Receptors

Receptor Type	Subtype	G-protein Coupling	Species	Product Type	Binding	GTPγS	cAMP	Inositol Phosphate	Calcium Luminescence	Calcium Fluorescence	Host Cell	Cat. No.				
Opioid	Delta	G/G _o	Human	ValiScreen							CHO-K1	<i>Inquire</i>				
											HEK293	<i>Inquire</i>				
				cAMPZen								CHO-K1	<i>Inquire</i>			
												HEK293	<i>Inquire</i>			
				AequoScreen								N/A	N/A			
				AequoZen								N/A	N/A			
				Membrane Preparation	X								CHO-K1	RBHODM400UA		
					X								HEK293	6110549400UA		
				Kappa	G/G _o	Human	ValiScreen	X	X	X					CHO-K1	ES-541-C
														HEK293	<i>Inquire</i>	
	cAMPZen											CHO-K1	<i>Inquire</i>			
												HEK293	<i>Inquire</i>			
	AequoScreen	X					X	X	CHO-K1	ES-541-A						
	AequoZen							X	CHO-K1	ES-541-AF						
Membrane Preparation	X								HEK293	6110558400UA						
	X	X							CHO-K1	ES-541-M400UA						

VALIDATED FOR THESE ASSAYS

Subtype	Complementary Radioligands	Pharmacological Action	Cat. No.
Delta			
Delta (Mouse)	Enkephalin (2-D-Alanine-5-D-Leucine), [Tyrosyl-3,5- ³ H(N)]-	Agonist	NET648
	Enkephalin, [Tyrosyl-2,6- ³ H(N)]-, (2-D-Penicillamine, 5-D-Penicillamine) (DPDPE)	Agonist	NET922
	Deltorphin II (2-D-Ala), [Tyrosyl-3,5- ³ H]-	Agonist	NET1087
	Diprenorphine [15,16- ³ H]-	Antagonist	NET1121
Kappa	Diprenorphine [15,16- ³ H]-	Antagonist	NET1121
	U-69,593, [phenyl-3,4- ³ H]-	Agonist	NET952

TABLE OF CONTENTS

- Introduction
- Receptor List
- G-protein Coupled Receptors
- Other Receptors
- Transporter and Ion Channels
- Signal Transduction
- Controls and Starter Kits
- Contact Us

G-protein Coupled Receptors

Receptor Type	Subtype	G-protein Coupling	Species	Product Type	Binding	GTPγS	cAMP	Inositol Phosphate	Calcium Luminescence	Calcium Fluorescence	Host Cell	Cat. No.	
					X	X	X		X	X			
Opioid cont...	Mu	G/G _o	Human	ValiScreen	X	X	X				CHO-K1	ES-542-C	
				cAMPZen			X				CHO-K1	ES-542-CF	
				AequoScreen + Gα ₁₆ Protein	X				X	X	CHO-K1	ES-542-A	
				AequoZen + Gα ₁₆ Protein					X		CHO-K1	ES-542-AF	
				Membrane Preparation	X	X					CHO-K1	ES-542-M400UA	
	NOP (ORL1)	G/G _o	Human	ValiScreen	X	X	X					CHO-K1	ES-230-C
											HEK293	<i>Inquire</i>	
				cAMPZen			X				CHO-K1	ES-230-CF	
											HEK293	<i>Inquire</i>	
				AequoScreen	X				X	X	CHO-K1	ES-230-A	
				AequoZen					X		CHO-K1	ES-230-AF	
				Membrane Preparation	X						CHO-K1	6110540400UA	
		X						HEK293	RBHORLM400UA				
	Orexin	OX ₁	G _q /G ₁₁	Human	ValiScreen	X					X	CHO-K1	ES-330-C
cAMPZen											CHO-K1	<i>Inquire</i>	
AequoScreen					X				X	X	CHO-K1	ES-330-A	
AequoZen									X		CHO-K1	ES-330-AF	
Membrane Preparation					X						CHO-K1	ES-330-M400UA	
OX ₂		G _q /G ₁₁	Human	ValiScreen	X					X	CHO-K1	ES-331-C	
				cAMPZen							CHO-K1	<i>Inquire</i>	
				AequoScreen + Gα ₁₆ Protein	X				X	X	CHO-K1	ES-331-A	
				AequoZen + Gα ₁₆ Protein					X		CHO-K1	ES-331-AF	
				Membrane Preparation						X	CHO-K1	<i>Inquire</i>	

VALIDATED FOR THESE ASSAYS

Subtype	Complementary Radioligands	Pharmacological Action	Cat. No.
Mu	Diprenorphine [15,16- ³ H]-	Antagonist	NET1121
	Naloxone, [N-allyl-2,3- ³ H]-	Antagonist	NET719
	DAMGO, [Tyrosyl-3,5- ³ H(N)]-	Agonist	NET902
NOP (ORL1)	Nociceptin, [Leucyl-3,4,5- ³ H]-	Agonist	NET1130
OX ₁	Orexin-A, [²⁵ I]-	OX ₁ , OX ₂ Agonist	NEX367
OX ₂	Orexin-A, [²⁵ I]-	OX ₁ , OX ₂ Agonist	NEX367

TABLE OF CONTENTS

- Introduction
- Receptor List
- G-protein Coupled Receptors
- Other Receptors
- Transporter and Ion Channels
- Signal Transduction
- Controls and Starter Kits
- Contact Us

G-protein Coupled Receptors

Receptor Type	Subtype	G-protein Coupling	Species	Product Type	Binding	GTPγS	cAMP	Inositol Phosphate	Calcium Luminescence	Calcium Fluorescence	Host Cell	Cat. No.	
Oxytocin													
Peptide P518	QRFP (OX ₂ -like, GPR103)	G _q /G ₁₁	Human	ValiScreen	X					X	CHO-K1	ES-670-C	
				cAMPZen								CHO-K1	<i>Inquire</i>
				AequoScreen	X				X	X	CHO-K1	ES-670-A	
				AequoZen							CHO-K1	<i>Inquire</i>	
				Membrane Preparation							CHO-K1	<i>Inquire</i>	
Prokineticin	PKR ₁	G _q /G ₁₁	Human	ValiScreen							N/A	N/A	
				cAMPZen							N/A	N/A	
				AequoScreen + Gα ₁₆ Protein	X				X	X	CHO-K1	ES-750-A	
				AequoZen + Gα ₁₆ Protein					X		CHO-K1	ES-750-AF	
				Membrane Preparation							N/A	N/A	
	PKR ₂	G _q /G ₁₁	Human	ValiScreen			X					CHO-K1	ES-751-C
											HEK293	<i>Inquire</i>	
				cAMPZen			X				CHO-K1	ES-751-CF	
											HEK293	<i>Inquire</i>	
				AequoScreen	X				X	X	CHO-K1	ES-751-A	
Prolactin Releasing Peptide	PRRP	G _q /G ₁₁	Human	AequoZen					X		CHO-K1	ES-751-AF	
				Membrane Preparation							CHO-K1	<i>Inquire</i>	
					X						HEK293	RBHPK2M400UA	
				ValiScreen	X			X			CHO-K1	ES-480-C	
				cAMPZen							CHO-K1	<i>Inquire</i>	

VALIDATED FOR THESE ASSAYS

Subtype	Complementary Radioligands	Pharmacological Action	Cat. No.
	Ornithine Vasotocin Analog, [¹²⁵ I]-	Antagonist	NEX254
	Oxytocin, [Tyr2,6- ³ H]-	Endogenous	NET858
QRFP (OX ₂ -like, GPR103)	Orexin-A, [¹²⁵ I]-	OX ₁ , OX ₂ Agonist	NEX367
PKR ₁			
PKR ₂			
PRRP			

TABLE OF CONTENTS

- Introduction
- Receptor List
- G-protein Coupled Receptors
- Other Receptors
- Transporter and Ion Channels
- Signal Transduction
- Controls and Starter Kits
- Contact Us

G-protein Coupled Receptors

Receptor Type	Subtype	G-protein Coupling	Species	Product Type	Binding	GTPγS	cAMP	Inositol Phosphate	Calcium Luminescence	Calcium Fluorescence	Host Cell	Cat. No.
Prostanoid	DP ₁	G _s	Human	ValiScreen	X		X				1321N1	ES-560-C
				cAMPZen			X				1321N1	ES-560-CF
				AequoScreen	X				X	X	1321N1	ES-560-A
				AequoZen							1321N1	<i>Inquire</i>
				Membrane Preparation	X						1321N1	ES-560-M400UA
	DP ₂ (CRTH2)	G _i /G _o	Human	ValiScreen	X	X	X				CHO-K1	ES-561-C
				cAMPZen			X				CHO-K1	ES-561-CF
				AequoScreen + Gα ₁₆ Protein	X				X	X	CHO-K1	ES-561-A
				AequoZen							CHO-K1	<i>Inquire</i>
				Membrane Preparation	X	X					CHO-K1	ES-561-M400UA
	EP ₂	G _s	Human	ValiScreen	X		X				HEK293	ES-562-C
				cAMPZen			X				HEK293	ES-562-CF
				AequoScreen							N/A	N/A
				AequoZen							N/A	N/A
				Membrane Preparation	X						HEK293	ES-562-M400UA
	EP ₄	G _s	Human	ValiScreen	X		X				HEK293	ES-563-C
				cAMPZen							HEK293	<i>Inquire</i>
				AequoScreen + Gα ₁₆ Protein	X				X	X	HEK293	ES-563-A
				AequoZen + Gα ₁₆ Protein							HEK293	<i>Inquire</i>
				Membrane Preparation							HEK293	<i>Inquire</i>
FP	G _o /G ₁₁	Human	ValiScreen	X					X	1321N1	ES-564-C	
			cAMPZen							1321N1	<i>Inquire</i>	
			AequoScreen							N/A	N/A	
			AequoZen							N/A	N/A	
			Membrane Preparation							1321N1	<i>Inquire</i>	

VALIDATED FOR THESE ASSAYS

Subtype	Complementary Radioligands	Pharmacological Action	Cat. No.
DP ₁	Prostaglandin D ₂ , [5,6,8,9,12,14,15- ³ H(N)]-	Endogenous	NET616
DP ₂ (CRTH2)	Prostaglandin D ₂ , [5,6,8,9,12,14,15- ³ H(N)]-	Endogenous	NET616
	Prostaglandin E ₂ , [5,6,8,11,12,14,15- ³ H(N)]-	Endogenous	NET428
EP ₂	Prostaglandin E ₂ , [5,6,8,11,12,14,15- ³ H(N)]-	Endogenous	NET428
EP ₄	Prostaglandin E ₂ , [5,6,8,11,12,14,15- ³ H(N)]-	Endogenous	NET428
EP ₄	Prostaglandin F _{2α} , [5,6,8,9,11,12,14,15- ³ H(N)]	Endogenous	NET433

TABLE OF CONTENTS

- Introduction
- Receptor List
- G-protein Coupled Receptors
- Other Receptors
- Transporter and Ion Channels
- Signal Transduction
- Controls and Starter Kits
- Contact Us

G-protein Coupled Receptors

Receptor Type	Subtype	G-protein Coupling	Species	Product Type	Binding	GTPγS	cAMP	Inositol Phosphate	Calcium Luminescence	Calcium Fluorescence	Host Cell	Cat. No.	
Prostanoid cont...	TP	G _q /G ₁₁	Human	ValiScreen	X						HEK293 EBNA	RBHTPC000EA	
				cAMPZen							HEK293 EBNA	<i>Inquire</i>	
				AequoScreen							N/A	N/A	
				AequoZen							N/A	N/A	
				Membrane Preparation	X							HEK293 EBNA	RBHTPM400UA
Protease-activated	PAR2	G _q /G ₁₁	Human	ValiScreen							N/A	N/A	
				cAMPZen							N/A	N/A	
				AequoScreen					X	X	CHO-K1	ES-780-A	
				AequoZen							CHO-K1	<i>Inquire</i>	
				Membrane Preparation							N/A	N/A	
	PAR4	G _q /G ₁₁	Human	ValiScreen								N/A	N/A
				cAMPZen							N/A	N/A	
				AequoScreen					X		CHO-K1	ES-782-A	
				AequoZen					X		CHO-K1	ES-782-AF	
				Membrane Preparation							N/A	N/A	
Purinerbic P2Y	P2Y ₂	G _q /G ₁₁	Human	ValiScreen				X			1321N1	ES-290-C	
				cAMPZen							1321N1	<i>Inquire</i>	
				AequoScreen							N/A	N/A	
				AequoZen							N/A	N/A	
				Membrane Preparation							1321N1	<i>Inquire</i>	
	P2Y ₆	G _q /G ₁₁	Human	ValiScreen				X				1321N1	ES-292-C
				cAMPZen							1321N1	<i>Inquire</i>	
				AequoScreen							N/A	N/A	
				AequoZen							N/A	N/A	
				Membrane Preparation							1321N1	<i>Inquire</i>	

VALIDATED FOR THESE ASSAYS

Subtype	Complementary Radioligands	Pharmacological Action	Cat. No.
TP			
PAR2			
PAR4			
P2Y ₂			
P2Y ₆			

TABLE OF CONTENTS

- Introduction
- Receptor List
- G-protein Coupled Receptors
- Other Receptors
- Transporter and Ion Channels
- Signal Transduction
- Controls and Starter Kits
- Contact Us

G-protein Coupled Receptors

Receptor Type	Subtype	G-protein Coupling	Species	Product Type	Binding	GTPγS	cAMP	Inositol Phosphate	Calcium Luminescence	Calcium Fluorescence	Host Cell	Cat. No.	
Purinergic P2Y <i>cont...</i>	P2Y ₁₁	G _i /G ₁₁	Human	ValiScreen							N/A	N/A	
				cAMPZen							N/A	N/A	
				AequoScreen					X		1321N1	ES-293-A	
				AequoZen					X		1321N1	ES-293-AF	
				Membrane Preparation							N/A	N/A	
Relaxin	RXFP3	G _i /G _o	Human	ValiScreen	X	X					CHO-K1	ES-656-C	
				cAMPZen			X				CHO-K1	ES-656-CF	
				AequoScreen					X		CHO-K1	ES-656-A	
				AequoZen							CHO-K1	<i>Inquire</i>	
				Membrane Preparation			X				CHO-K1	ES-656-M400UA	
	RXFP4	G _i /G _o	Human	ValiScreen	X	X					CHO-K1	ES-659-C	
				cAMPZen							CHO-K1	<i>Inquire</i>	
				AequoScreen					X		CHO-K1	ES-659-A	
				AequoZen							CHO-K1	<i>Inquire</i>	
				Membrane Preparation							CHO-K1	<i>Inquire</i>	
Serotonin (<i>See 5-hydroxytryptamine</i>)													
Somatostatin	sst ₁	G _i /G _o	Human	ValiScreen	X	X					CHO-K1	ES-520-C	
				cAMPZen							CHO-K1	<i>Inquire</i>	
				AequoScreen							N/A	N/A	
				AequoZen							N/A	N/A	
				Membrane Preparation							CHO-K1	<i>Inquire</i>	
	sst _{2a}	G _i /G _o	Human	ValiScreen	X	X	X					CHO-K1	ES-521-C
				cAMPZen			X				CHO-K1	ES-521-CF	
				AequoScreen + Gα ₁₆ Protein	X				X	X	CHO-K1	ES-521-A	
				AequoZen + Gα ₁₆ Protein					X		CHO-K1	ES-521-AF	
				Membrane Preparation	X	X					CHO-K1	ES-521-M400UA	

VALIDATED FOR THESE ASSAYS

Subtype	Complementary Radioligands	Pharmacological Action	Cat. No.
P2Y ₁₁			
RXFP3			
RXFP4			
sst ₁	Somatostatin (Tyr ¹¹), [¹²⁵ I]-	sst ₁ -sst ₅ Agonist	NEX389
sst _{2a}	Somatostatin (Tyr ¹¹), [¹²⁵ I]-	sst ₁ -sst ₅ Agonist	NEX389

TABLE OF CONTENTS

- Introduction
- Receptor List
- G-protein Coupled Receptors
- Other Receptors
- Transporter and Ion Channels
- Signal Transduction
- Controls and Starter Kits
- Contact Us

G-protein Coupled Receptors

Receptor Type	Subtype	G-protein Coupling	Species	Product Type	Binding	GTPγS	cAMP	Inositol Phosphate	Calcium Luminescence	Calcium Fluorescence	Host Cell	Cat. No.
Somatostatin <i>cont...</i>	sst ₃	G _i /G _o	Human	ValiScreen	X	X	X				CHO-K1	ES-523-C
				cAMPZen			X				CHO-K1	ES-523-CF
				AequoScreen + Gα ₁₆ Protein	X				X	X	CHO-K1	ES-523-A
				AequoZen							CHO-K1	<i>Inquire</i>
				Membrane Preparation	X	X					CHO-K1	ES-523-M400UA
	sst ₄	G _i /G _o	Human	ValiScreen	X	X	X				CHO-K1	ES-524-C
										HEK293 EBNA	<i>Inquire</i>	
				cAMPZen			X				CHO-K1	ES-524-CF
											HEK293 EBNA	<i>Inquire</i>
				AequoScreen + Gα ₁₆ Protein	X				X	X	CHO-K1	ES-524-A
				AequoZen + Gα ₁₆ Protein					X		CHO-K1	ES-52CHO-K1
	sst ₅	G _i /G _o	Human	Membrane Preparation							CHO-K1	<i>Inquire</i>
					X					HEK293 EBNA	RBHST4M400UA	
				ValiScreen	X	X	X				CHO-K1	ES-522-C
				cAMPZen			X				CHO-K1	ES-522-CF
Succinate (See GPR91)												
Tachykinin	NK ₁	G _q /G ₁₁	Human	ValiScreen							UC11	<i>Inquire</i>
				cAMPZen							UC11	<i>Inquire</i>
				AequoScreen							N/A	N/A
				AequoZen							N/A	N/A
				Membrane Preparation (Non-recombinant)	X						UC11	6110551400UA
	NK ₂	G _q /G ₁₁	Human	ValiScreen	X					X	CHO-K1	ES-251-C
				cAMPZen							CHO-K1	<i>Inquire</i>
				AequoScreen	X				X	X	CHO-K1	ES-251-A
				AequoZen							CHO-K1	<i>Inquire</i>
				Membrane Preparation	X						CHO-K1	ES-251-M400UA

VALIDATED FOR THESE ASSAYS

Subtype	Complementary Radioligands	Pharmacological Action	Cat. No.
sst ₃	Somatostatin (Tyr ¹¹), [¹²⁵ I]-	sst ₁ -sst ₅ Agonist	NEX389
sst ₄	Somatostatin (Tyr ¹¹), [¹²⁵ I]-	sst ₁ -sst ₅ Agonist	NEX389
sst ₅	Somatostatin (Tyr ¹¹), [¹²⁵ I]-	sst ₁ -sst ₅ Agonist	NEX389
NK ₁	Substance-P (Sar ⁹ , 11-Met(O ₂)), [2-Prolyl-3,4- ³ H]-	Antagonist	NET1025
NK ₂			

TABLE OF CONTENTS

- Introduction
- Receptor List
- G-protein Coupled Receptors
- Other Receptors
- Transporter and Ion Channels
- Signal Transduction
- Controls and Starter Kits
- Contact Us



G-protein Coupled Receptors

Receptor Type	Subtype	G-protein Coupling	Species	Product Type	Binding	GTPγS	cAMP	Inositol Phosphate	Calcium Luminescence	Calcium Fluorescence	Host Cell	Cat. No.		
Tachykinin <i>cont...</i>	NK ₃	G _q /G ₁₁	Human	ValiScreen	X			X			CHO-K1	ES-252-C		
				cAMPZen							CHO-K1	<i>Inquire</i>		
				AequoScreen	X				X	X	CHO-K1	ES-252-A		
				AequoZen							CHO-K1	<i>Inquire</i>		
				Membrane Preparation	X						CHO-K1	ES-252-M400UA		
Thyrotropin Releasing Hormone	TRH ₁	G _q /G ₁₁	Human	ValiScreen	X					X	CHO-K1	ES-700-C		
				cAMPZen							CHO-K1	<i>Inquire</i>		
				AequoScreen	X				X	X	CHO-K1	ES-700-A		
				AequoZen					X		CHO-K1	ES-700-AF		
				Membrane Preparation	X						CHO-K1	ES-700-M400UA		
Urotensin	UT (Uro II, GPR14)	G _q /G ₁₁	Human	ValiScreen	X					X	CHO-K1	ES-440-C		
				cAMPZen							CHO-K1	<i>Inquire</i>		
				AequoScreen	X				X	X	CHO-K1	ES-440-A		
				AequoZen							CHO-K1	<i>Inquire</i>		
				PhotoScreen					X		CHO-K1	AX-007-PCF		
				Membrane Preparation	X						CHO-K1	ES-440-M400UA		
			Rat	ValiScreen								N/A	N/A	
				cAMPZen								N/A	N/A	
				AequoScreen	X					X		CHO-K1	ES-441-A	
				AequoZen						X		CHO-K1	ES-441-AF	
				Membrane Preparation								N/A	N/A	
			Mouse	ValiScreen									CHO-K1	<i>Inquire</i>
				cAMPZen									CHO-K1	<i>Inquire</i>
				AequoScreen								N/A	N/A	
				AequoZen								N/A	N/A	
Membrane Preparation	X									CHO-K1	RBMUR2M400UA			

VALIDATED FOR THESE ASSAYS

Subtype	Complementary Radioligands	Pharmacological Action	Cat. No.
NK ₃			
TRH ₁			
UT (Uro II, GPR14)			

TABLE OF CONTENTS

- Introduction
- Receptor List
- G-protein Coupled Receptors
- Other Receptors
- Transporter and Ion Channels
- Signal Transduction
- Controls and Starter Kits
- Contact Us

G-protein Coupled Receptors

Receptor Type	Subtype	G-protein Coupling	Species	Product Type	Binding	GTPγS	cAMP	Inositol Phosphate	Calcium Luminescence	Calcium Fluorescence	Host Cell	Cat. No.	
Vasoactive Intestinal Peptide	PAC ₁ (PACAP)	G _s	Human	ValiScreen							N/A	N/A	
				cAMPZen							N/A	N/A	
				AequoScreen	X				X	X	CHO-K1	ES-272-A	
				AequoZen							CHO-K1	Inquire	
				Membrane Preparation							N/A	N/A	
	VPAC ₁ (VIP)	G _s	Human	ValiScreen								CHO-K1	N/A
											HT29	Inquire	
				cAMPZen							CHO-K1	N/A	
											HT29	Inquire	
				AequoScreen	X				X	X	CHO-K1	ES-273-A	
				AequoZen							CHO-K1	Inquire	
	Membrane Preparation							CHO-K1	N/A				
	Membrane Preparation (Non-recombinant)	X							HT29	RBHVIPM400UA			
	VPAC ₂	G _s	Human	ValiScreen								N/A	N/A
cAMPZen										N/A	N/A		
AequoScreen								X	X	CHO-K1	ES-274-A		
AequoZen										CHO-K1	Inquire		
Membrane Preparation										N/A	N/A		
Vasopressin	V _{1A}	G _α /G ₁₁	Human	ValiScreen							CHO-K1	N/A	
											HEK293	Inquire	
					X					X	1321N1	ES-361-C	
				cAMPZen							CHO-K1	N/A	
											HEK293	Inquire	
											1321N1	Inquire	

VALIDATED FOR THESE ASSAYS

Subtype	Complementary Radioligands	Pharmacological Action	Cat. No.
PAC ₁ (PACAP)	PACAP 27, [¹²⁵ I]-	PAC ₁ , Endogenous	NEX294
VPAC ₁ (VIP)	Vasoactive Intestinal Polypeptide, [¹²⁵ I]-	VPAC ₁ , Endogenous	NEX192
VPAC ₂			
V _{1A}	Vasopressin (Linear), V _{1A} Antagonist (Phenylacetyl ¹ , 0-Me-D-Tyr ² , [¹²⁵ I]-Arg ³)-	V _{1A} Antagonist	NEX310
	Vasopressin, 8-Arginine, [Phenylalanyl-3,4,5- ³ H(N)]-	Endogenous	NET800

TABLE OF CONTENTS

- Introduction
- Receptor List
- G-protein Coupled Receptors
- Other Receptors
- Transporter and Ion Channels
- Signal Transduction
- Controls and Starter Kits
- Contact Us

G-protein Coupled Receptors

Receptor Type	Subtype	G-protein Coupling	Species	Product Type	Binding	GTPγs	cAMP	Inositol Phosphate	Calcium Luminescence	Calcium Fluorescence	Host Cell	Cat. No.		
					X				X	X				X
Vasopressin cont...	V _{1A}	G _q /G ₁₁	Human	AequoScreen	X				X	X	CHO-K1	ES-361-A		
				AequoZen						X	CHO-K1	ES-361-AF		
				Membrane Preparation								CHO-K1	N/A	
												HEK293	RBHV1AM400UA	
												1321N1	<i>Inquire</i>	
				V _{1B}	G _q /G ₁₁	Human	ValiScreen							
												HEK293	<i>Inquire</i>	
	X									X	1321N1	ES-362-C		
	cAMPZen												CHO-K1	<i>Inquire</i>
												HEK293	<i>Inquire</i>	
												1321N1	<i>Inquire</i>	
	AequoScreen	X								X	X	CHO-K1	ES-362-A	
	AequoZen										X	CHO-K1	ES-362-AF	
	Membrane Preparation	X										CHO-K1	6110543400UA	
		X							HEK293	RBHV1BM400UA				
								1321N1	<i>Inquire</i>					

VALIDATED FOR THESE ASSAYS

Subtype	Complementary Radioligands	Pharmacological Action	Cat. No.
V _{1A}			
V _{1B}	Vasopressin, 8-Arginine, [Phenylalanyl-3,4,5- ³ H(N)]-	Endogenous	NET800

TABLE OF CONTENTS

- Introduction
- Receptor List
- G-protein Coupled Receptors
- Other Receptors
- Transporter and Ion Channels
- Signal Transduction
- Controls and Starter Kits
- Contact Us

G-protein Coupled Receptors

Receptor Type	Subtype	G-protein Coupling	Species	Product Type	Binding	GTPγs	cAMP	Inositol Phosphate	Calcium Luminescence	Calcium Fluorescence	Host Cell	Cat. No.		
					X					X				
Vasopressin cont...	V _{1B}	G _q /G ₁₁	Rat	ValiScreen	X					X	CHO-K1	ES-360-C		
				cAMPZen								CHO-K1	Inquire	
				AequoScreen								N/A	N/A	
				AequoZen								N/A	N/A	
				Membrane Preparation									CHO-K1	Inquire
	V ₂	G _s	Human	ValiScreen								CHO-K1	Inquire	
					X		X					1321N1	ES-363-C	
				cAMPZen									CHO-K1	Inquire
							X						1321N1	ES-363-CF
				AequoScreen	X				X	X			CHO-K1	ES-363-A
				AequoZen									CHO-K1	Inquire
				Membrane Preparation	X								CHO-K1	6110541400UA
										1321N1	Inquire			

VALIDATED FOR THESE ASSAYS

Subtype	Complementary Radioligands	Pharmacological Action	Cat. No.
V _{1B}			
V ₂	Vasopressin, 8-Arginine, [Phenylalanyl-3,4,5- ³ H(N)]-	Endogenous	NET800

TABLE OF CONTENTS

- Introduction
- Receptor List
- G-protein Coupled Receptors
- Other Receptors
- Transporter and Ion Channels
- Signal Transduction
- Controls and Starter Kits
- Contact Us

Other Receptors

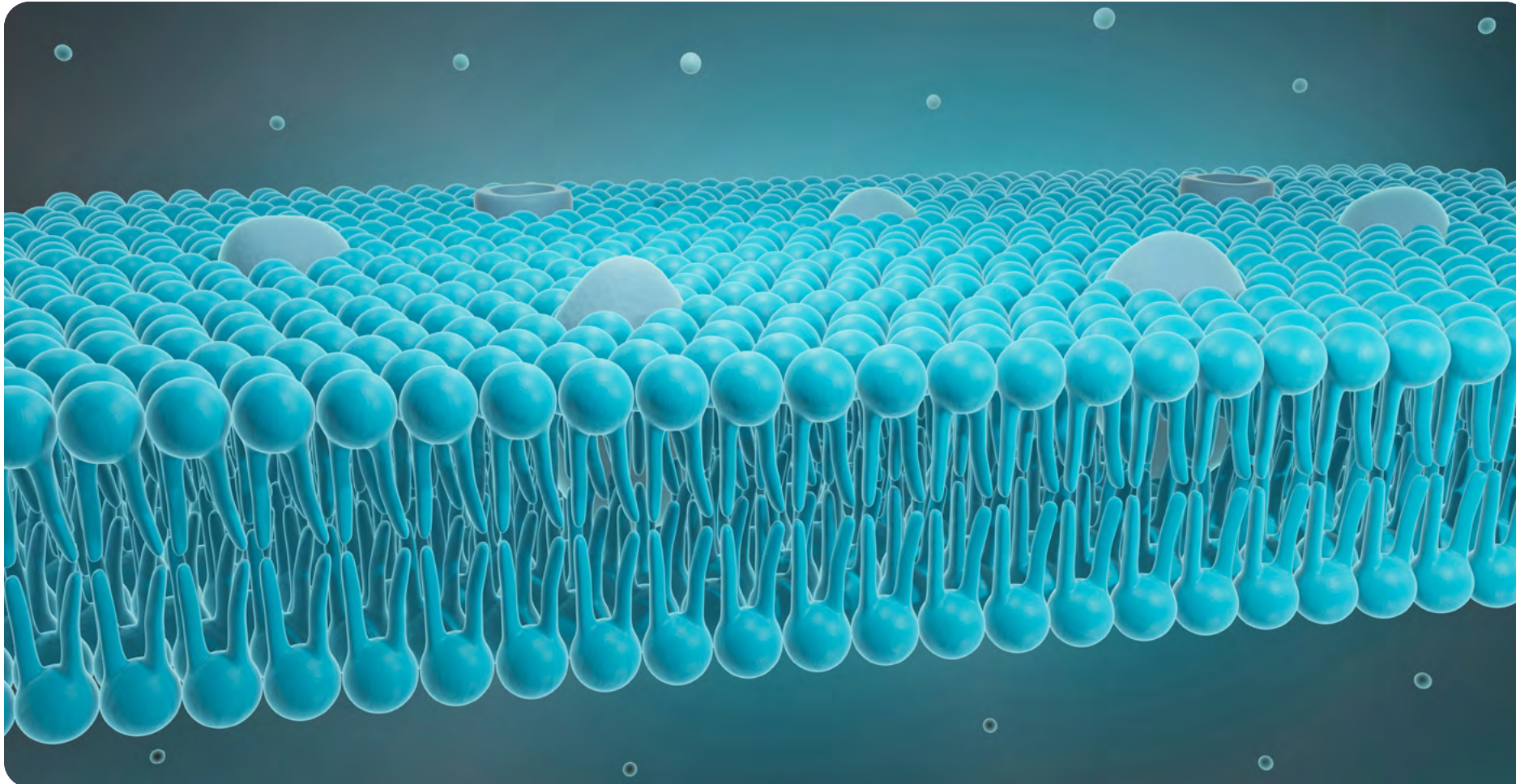


TABLE OF CONTENTS

- **Introduction**
- **Receptor List**
- **G-protein Coupled Receptors**
- **Other Receptors**
- **Transporter and Ion Channels**
- **Signal Transduction**
- **Controls and Starter Kits**
- **Contact Us**

Other Receptors

Receptor Type	Complementary Radioligands	Pharmacological Action	Cat. No.
Cytokine and Growth Hormone Receptors			
Tyrosine Kinase Receptors	Growth Hormone, [¹²⁵ I]-	Endogenous	NEX100
Nuclear Receptors			
Androgen	Dihydrotestosterone (5α Androstan-17β-ol-3-one), [1,2,4,5,6,7- ³ H(N)]-	AR, Endogenous	NET453
	Testosterone, [1,2,6,7- ³ H(N)]-	AR, Endogenous	NET370
	Methyltrienolone (R1881)	AR Agonist	NLP005
	Methyltrienolone, [17α-Methyl- ³ H]-	AR Agonist	NET590
Estrogen	Estradiol, [2,4,6,7- ³ H(N)]-	ER, Endogenous	NET317
	Estradiol 17β-D-Glucuronide, [Estradiol-6,7- ³ H(N)]-	ER, Endogenous	NET1106
Glucocorticoid	Corticosterone, [1,2,6,7- ³ H(N)]-	GR, Endogenous	NET399
	Hydrocortisone [1,2,6,7- ³ H(N)]-, (Cortisol, [1,2,6,7- ³ H(N)]-)	GR, Endogenous	NET396
Progestin	Progesterone, [1,2,6,7- ³ H(N)]-	PR, Endogenous	NET381
	Promegestone (R5020*) Solid	Photoaffinity Agonist	NLP004
Progestin	Thyroxine, L-[¹²⁵ I]-, ([¹²⁵ I]-T4)	THR, Endogenous	NEX111, NEX111H, and NEX111X
	Triiodothyronine, ([¹²⁵ I]-Reverse T3), L-3,5,3'-[¹²⁵ I]-	THR, Endogenous	NEX110, NEX110H, and NEX110X

Receptor Type	Subtype	Species	Product Type	Binding	GTPγS	cAMP	Inositol Phosphate	Calcium Luminescence	Calcium Fluorescence	Host Cell	Cat. No.
Tyrosine Kinase Receptors											
Epidermal Growth Factor	EGF	Human	Membrane Preparation (Non-recombinant)	X						A431	RBHEGFM400UA
Insulin-like Growth Factor											
Platelet-Derived Growth Factor											
Insulin											

VALIDATED FOR THESE ASSAYS

Subtype	Complementary Radioligands	Pharmacological Action	Cat. No.
EGF			
	Insulin-like Growth Factor I, [¹²⁵ I]-	Endogenous	NEX241
	PDGF-BB, [¹²⁵ I]-	Endogenous	NEX433
	Insulin (Human), [¹²⁵ I]-	Endogenous	NEX420
	Insulin (Tyr ^{A14}) (Porcine), [¹²⁵ I]-	Endogenous	NEX196

TABLE OF CONTENTS

- Introduction
- Receptor List
- G-protein Coupled Receptors
- Other Receptors
- Transporter and Ion Channels
- Signal Transduction
- Controls and Starter Kits
- Contact Us



Transporters and Ion Channels

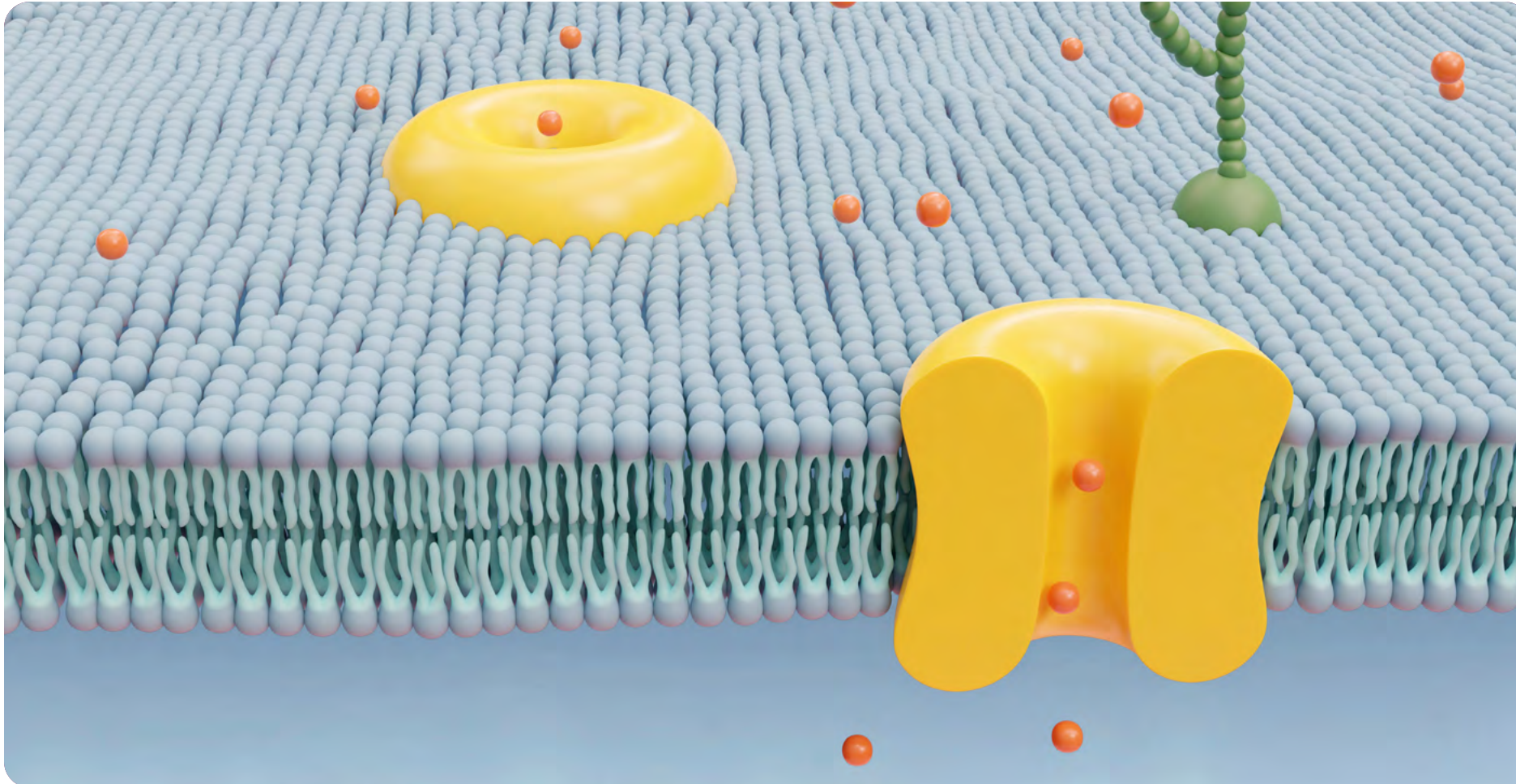


TABLE OF CONTENTS

- Introduction
- Receptor List
- G-protein Coupled Receptors
- Other Receptors
- Transporter and Ion Channels
- Signal Transduction
- Controls and Starter Kits
- Contact Us

Transporters and Ion Channels

Receptor Type	Species	Product Type	Binding	GTPys	cAMP	Inositol Phosphate	Calcium Luminescence	Calcium Fluorescence	E-phys	Membrane Potential Assay	Host Cell	Cat. No.
Transporters												
Acetylcholine												
Dopamine	Human	ValiScreen									CHO-K1	<i>Inquire</i>
		cAMPZen									CHO-K1	<i>Inquire</i>
		AequoScreen									N/A	N/A
		AequoZen									N/A	N/A
		Membrane Preparation	X								CHO-K1	RBHDATM400UA
Norepinephrine	Human	ValiScreen									CHO-K1	<i>Inquire</i>
		cAMPZen									CHO-K1	<i>Inquire</i>
		AequoScreen									N/A	N/A
		AequoZen									N/A	N/A
		Membrane Preparation	X								MDCK	RBHNETM400UA
Serotonin	Human	ValiScreen									HEK293	<i>Inquire</i>
		cAMPZen									HEK293	<i>Inquire</i>
		AequoScreen									N/A	N/A
		AequoZen									N/A	N/A
		Membrane Preparation	X								HEK293	RBHSTM400UA

VALIDATED FOR THESE ASSAYS

Complementary Radioligands	Pharmacological Action	Cat. No.
Hemicholinium-3 Diacetate Salt, [Methyl- ³ H]-	Uptake Inhibitor	NET884
WIN 35428, [N-Methyl- ³ H]-	Uptake Inhibitor	NET1033
RTI-55, [¹²⁵ I]-	Uptake Inhibitor	NEX272
GBR 12935, [Propylene-2,3- ³ H]-	Uptake Inhibitor	NET918
Methyl-4-phenylpyridinium Acetate, [N-Methyl- ³ H]-, (MPP(+))	Uptake Inhibitor	NET914
Nisoxetine Hydrochloride, [N-Methyl- ³ H]-	Uptake Inhibitor	NET1084
Imipramine Hydrochloride, [Benzene Ring- ³ H(N)]-	Uptake Inhibitor	NET576
Citalopram, [N-Methyl- ³ H]-	Uptake Inhibitor	NET1039

TABLE OF CONTENTS

- Introduction
- Receptor List
- G-protein Coupled Receptors
- Other Receptors
- Transporter and Ion Channels
- Signal Transduction
- Controls and Starter Kits
- Contact Us

Transporters and Ion Channels

Receptor Type	Subtype	Species	Product Type	Binding	GTPys	cAMP	Inositol Phosphate	Calcium Luminescence	Calcium Fluorescence	E-phys	Membrane Potential Assay	Host Cell	Cat. No.	
Ion Channels														
5-Hydroxytryptamine	5-HT _{3A}	Human	ValiScreen									N/A	N/A	
			cAMPZen									N/A	N/A	
			AequoScreen					X					HEK293	ES-402-A
			AequoZen					X					HEK293	ES-402-AF
			Membrane Preparation											N/A
	5-HT ₃	Human	ValiScreen										HEK293	<i>Inquire</i>
			cAMPZen										HEK293	<i>Inquire</i>
			AequoScreen										N/A	N/A
			AequoZen										N/A	N/A
			Membrane Preparation	X									HEK293	RBHS3M400UA
Benzodiazepine (GABA-A)														
Calcium Channel														
Calcium Release Activated	CRAC (Stim1 + Orai1)	Human	ValiScreen									N/A	N/A	
			cAMPZen									N/A	N/A	
			AequoScreen									N/A	N/A	
			AequoZen									N/A	N/A	
			PhotoScreen					X		X		N/A	AX-013-PCL	
			Membrane Preparation									N/A	N/A	
Glutamate												N/A	N/A	
												N/A	N/A	
												N/A	N/A	
												N/A	N/A	
												N/A	N/A	
												N/A	N/A	

VALIDATED FOR THESE ASSAYS

Subtype	Complementary Radioligands	Pharmacological Action	Cat. No.
5-HT _{3A}	Flunitrazepam, [Methyl- ³ H]-	GABA-A Agonist	NET567
	Muscimol, 3-Hydroxy-5-Aminomethylisoxazole, [Methylene- ³ H(N)]-	GABA-A Agonist	NET574
5-HT ₃	SR 95531, [Butyryl-2,3- ³ H]-	GABA-A Agonist	NET946
	PK 11195, [N-methyl- ³ H]-	Peripheral Agonist	NET885
	RO 15-1788, [N-methyl- ³ H]-	Central Antagonist	NET757
	ω-Conotoxin MVIIIC, [¹²⁵ I]-	Non-L-type Antagonist	NEX323
	ω-Conotoxin GVIA (Tyr ²²), [¹²⁵ I]-	N-type Antagonist	NEX239
	Diltiazem, cis-(+)-[N-methyl- ³ H]-	L-type Antagonist	NET847
	Nitrendipine, [5-Methyl- ³ H]-	L-type Antagonist	NET741
	Ryanodine, [9,21- ³ H(N)]-	Ryanodine Agonist	NET950
	CRAC (Stim1 + Orai1)		
		CGP 39653, [Propyl-2,3,3- ³ H]-	NMDA Agonist
MK-801, (+)-[3- ³ H]-		Non-competitive NMDA Agonist	NET972
Ifenprodil, [Phenyl- ³ H]-		NMDA; Polyamine Site	NET1089
Amino-3-Hydroxy-5-Methylisoxazole-4-Propionic Acid, DL-α-[5-Methyl- ³ H]-		AMPA Agonist	NET833
TCP, N-(1-(2-Thienyl)Cyclohexyl)-3,4-Piperidine, [P(iperidyl-3,4- ³ H(N)]-		Non-competitive Glutamate Antagonist	NET886
Glutamic Acid, L-[3,4- ³ H]-		Endogenous	NET490

TABLE OF CONTENTS

- Introduction
- Receptor List
- G-protein Coupled Receptors
- Other Receptors
- Transporter and Ion Channels
- Signal Transduction
- Controls and Starter Kits
- Contact Us



Transporters and Ion Channels

Receptor Type	Subtype	Species	Product Type	Binding	GTPys	cAMP	Inositol Phosphate	Calcium Luminescence	Calcium Fluorescence	E-phys	Membrane Potential Assay	Host Cell	Cat. No.	
Ion Channels														
Glutamate														
Glycine														
hERG	K ⁺ Channel	Human	ValiScreen									HEK293	<i>Inquire</i>	
			cAMPZen										HEK293	<i>Inquire</i>
			AequoScreen										N/A	N/A
			AequoZen										N/A	N/A
	Membrane Preparation	X										HEK293	RBHERGM400UA	
	Potassium Channel													
Nicotinic														
		Human												

VALIDATED FOR THESE ASSAYS

Subtype	Complementary Radioligands	Pharmacological Action	Cat. No.
	CGP 39653, [Propyl-2,3,3 ^H]-	NMDA Agonist	NET1050
	MK-801, (+)-[3- ³ H]-	Non-competitive NMDA Agonist	NET972
	Ifenprodil, [Phenyl- ³ H]-	NMDA; Polyamine Site	NET1089
	Amino-3-Hydroxy-5-Methylisoxazole-4-Propionic Acid, DL- α -[5-Methyl- ³ H]-	AMPA Agonist	NET833
	TCP, N-(1-(2 Thienyl)Cyclohexyl)-3,4-Piperidine, [Piperidyl-3,4- ³ H(N)]-	Non-competitive Glutamate Antagonist	NET886
	Glutamic Acid, L-[3,4- ³ H]-	Endogenous	NET490
	Serine, D-[³ H(G)]-	Endogenous	NET1092
	Strychnine, [Benzene Ring- ³ H]-	Antagonist	NET490
	Astemizole, [O-methyl- ³ H]-	ERG Blocker	NET1140
	α -Dendrotoxin, [¹²⁵ I]-	Blocker	NEX434
	Epibatidine, [¹²⁵ I]-, ([¹²⁵ I]-IPH)	CNS, Skeletal Muscle and Autonomic Ganglion Activator	NEX358
	(+/-)-Epibatidine, [5,6-Bicycloheptyl- ³ H]-	CNS, Skeletal Muscle and Autonomic Ganglion Activator	NET1102
	Choline Chloride, [Methyl- ³ H]-		NET109
	α -Bungarotoxin (Tyr ⁶⁴), [¹²⁵ I]-	Neuromuscular Blocker	NEX126

TABLE OF CONTENTS

- Introduction
- Receptor List
- G-protein Coupled Receptors
- Other Receptors
- Transporter and Ion Channels
- Signal Transduction
- Controls and Starter Kits
- Contact Us

Transporters and Ion Channels

Receptor Type	Subtype	Species	Product Type	Binding	GTPys	cAMP	Inositol Phosphate	Calcium Luminescence	Calcium Fluorescence	E-phys	Membrane Potential Assay	Host Cell	Cat. No.	
Ion Channels														
Purinergetic	P2RX ₂ / P2rx ₃	Human	ValiScreen									N/A	N/A	
			cAMPZen										N/A	N/A
			AequoScreen										N/A	N/A
			AequoZen										N/A	N/A
			PhotoScreen						X		X		CHO-K1	AX-014-PCL
			Membrane Preparation										N/A	N/A
	P2RX ₁	Human	ValiScreen										N/A	N/A
			cAMPZen										N/A	N/A
			AequoScreen										N/A	N/A
			AequoZen										N/A	N/A
			PhotoScreen						X		X		CHO-K1	AX-009-PCF
			Membrane Preparation										N/A	N/A
	P2RX ₄	Human	ValiScreen										N/A	N/A
			cAMPZen										N/A	N/A
			AequoScreen										N/A	N/A
			AequoZen										N/A	N/A
			PhotoScreen						X		X		HEK293	AX-015-PCF
			Membrane Preparation										N/A	N/A

VALIDATED FOR THESE ASSAYS

Subtype	Complementary Radioligands	Pharmacological Action	Cat. No.
P2RX ₂ / P2rx ₃			
P2RX ₁			
P2RX ₄			

TABLE OF CONTENTS

- Introduction
- Receptor List
- G-protein Coupled Receptors
- Other Receptors
- Transporter and Ion Channels
- Signal Transduction
- Controls and Starter Kits
- Contact Us

Transporters and Ion Channels

Receptor Type	Subtype	Species	Product Type	Binding	GTPys	cAMP	Inositol Phosphate	Calcium Luminescence	Calcium Fluorescence	E-phys	Membrane Potential Assay	Host Cell	Cat. No.		
Ion Channels															
Transient Receptor Potential	TRPA1	Human	ValiScreen									N/A	N/A		
			cAMPZen										N/A	N/A	
			AequoScreen											N/A	N/A
			AequoZen											N/A	N/A
			PhotoScreen						X		X		HEK293	AX-004-PCL	
			Membrane Preparation											N/A	N/A
	TRPC3	Human	ValiScreen								X	X	HEK293	AX-011-C	
			cAMPZen										HEK293	<i>Inquire</i>	
			AequoScreen											N/A	N/A
			AequoZen											N/A	N/A
			PhotoScreen											N/A	N/A
			Membrane Preparation											HEK293	<i>Inquire</i>
	TRPC6	Human	ValiScreen								X	X	HEK293	AX-012-C	
			cAMPZen										HEK293	<i>Inquire</i>	
			AequoScreen											N/A	N/A
AequoZen													N/A	N/A	
PhotoScreen													N/A	N/A	
Membrane Preparation													HEK293	<i>Inquire</i>	
Voltage Gated Potassium Channel	K _v 1.3 (KCNA3)	Human	ValiScreen							X	X	CHO-DUKX	AX-010-C		
			cAMPZen										CHO-DUKX	<i>Inquire</i>	
			AequoScreen											N/A	N/A
			AequoZen											N/A	N/A
			PhotoScreen											N/A	N/A
			Membrane Preparation											CHO-DUKX	<i>Inquire</i>

VALIDATED FOR THESE ASSAYS

Subtype	Complementary Radioligands	Pharmacological Action	Cat. No.
TRPA1			
TRPC3			
TRPC6			
Kv1.3 (KCNA3)			

TABLE OF CONTENTS

- Introduction
- Receptor List
- G-protein Coupled Receptors
- Other Receptors
- Transporter and Ion Channels
- Signal Transduction
- Controls and Starter Kits
- Contact Us

Signal Transduction

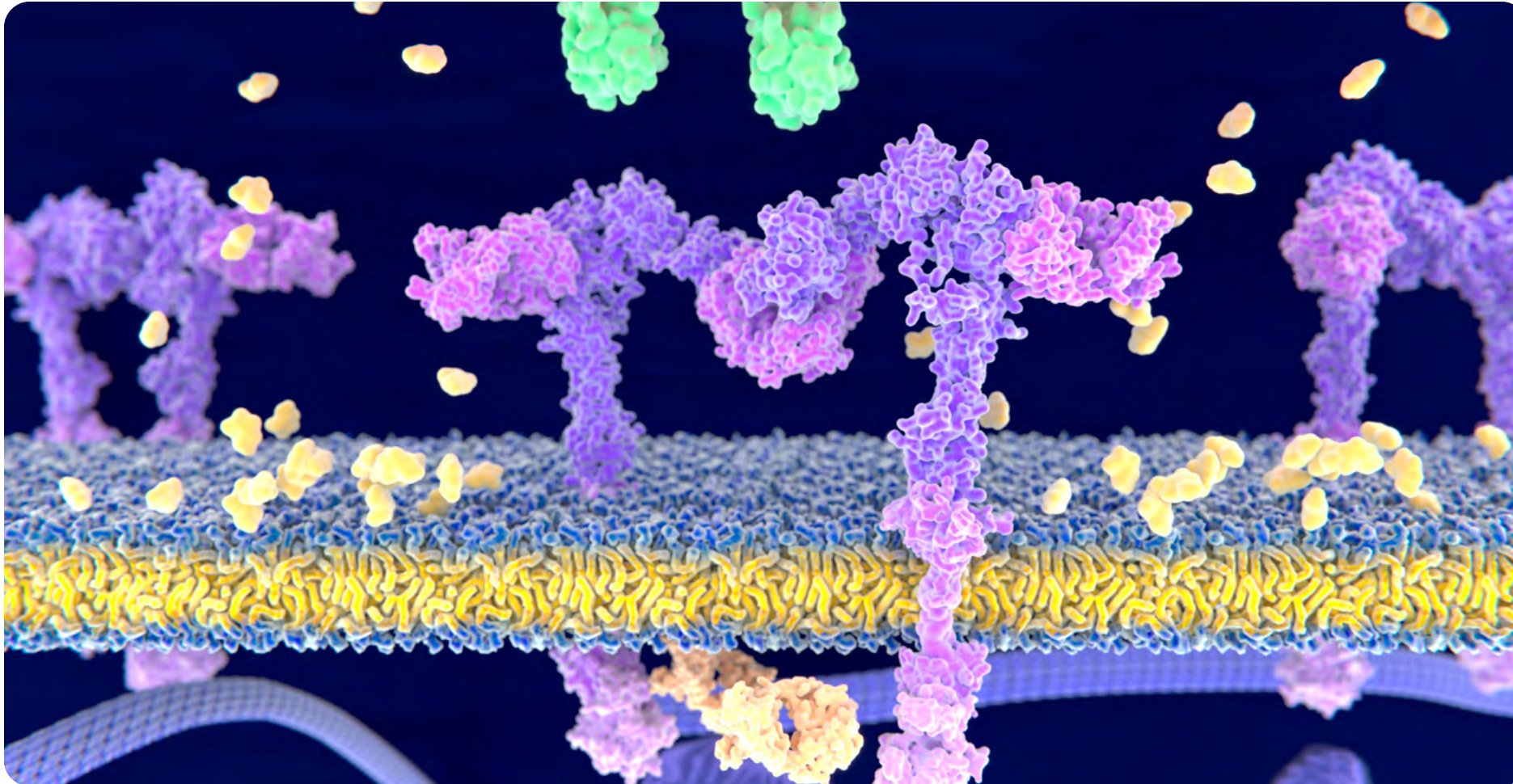


TABLE OF CONTENTS

- Introduction
- Receptor List
- G-protein Coupled Receptors
- Other Receptors
- Transporter and Ion Channels
- Signal Transduction
- Controls and Starter Kits
- Contact Us

Signal Transduction

Receptor Type	Complementary Radioligands	Pharmacological Action	Cat. No.
Inositol Triphosphate	Inositol-1,4,5-Tisphosphate, D-[inositol-1- ³ H(N)]-	Endogenous	NET911
Nitric Oxide	Arginine Monohydrochloride L-[2,3,4- ³ H]-	NOS Substrate	NET1123

TABLE OF CONTENTS

- Introduction
- Receptor List
- G-protein Coupled Receptors
- Other Receptors
- Transporter and Ion Channels
- Signal Transduction
- Controls and Starter Kits
- Contact Us

Controls and Starter Kits Charts



TABLE OF CONTENTS

- **Introduction**
- **Receptor List**
- **G-protein Coupled Receptors**
- **Other Receptors**
- **Transporter and Ion Channels**
- **Signal Transduction**
- **Controls and Starter Kits**
- **Contact Us**

Controls and Starter Kits Charts

Receptor Type	Species	Binding	GTP γ s	cAMP	Inositol Phosphate	Calcium Luminescence	Calcium Fluorescence	Host Cell	Cat. No.
Wild-type Membranes									
A9 Cells	Mouse	X	X	X				A9	RBMA9M010MG
CHO-K1 Cells	Hamster	X	X	X				CHO-K1	RBCCHOM010MG
HEK293 Cells	Human	X	X	X				HEK293	RBHHEKM010MG
K562 Cells	Human	X	X	X				K562	RBHK56M010MG
U373 Cells	Human	X	X	X				U373	RBHU37M010MG

VALIDATED FOR THESE ASSAYS

Product Type	Binding	GTP γ s	cAMP	Inositol Phosphate	Calcium Luminescence	Calcium Fluorescence	Host Cell	Cat. No.	
Parental Cell Lines									
AequoScreen Aequorin (Medium Level) + G α_{i6} Protein					X		CHO-K1	ES-000-A2	
AequoZen (Medium Level) + G α_{i6} Protein					X		CHO-K1	ES-000-A2F	
AequoScreen Aequorin					X		CHO-K1	ES-000-A12	
AequoZen					X		CHO-K1	ES-000-A12F	
AequoScreen Aequorin + G $\alpha_{q/15}$ Protein					X		CHO-K1	ES-000-A21	
AequoZen + G $\alpha_{q/15}$ Protein					X		CHO-K1	ES-000-A21F	
AequoScreen Aequorin + G α_{i6} Protein					X		CHO-K1	ES-000-A24	
AequoZen + G α_{i6} Protein					X		CHO-K1	ES-000-A24F	
AequoScreen Aequorin					X		1321N1	ES-000-A27	
AequoZen					X		1321N1	ES-000-A27F	
AequoScreen Aequorin + G $\alpha_{q/15}$ Protein					X		1321N1	ES-000-A28	
AequoZen + G $\alpha_{q/15}$					X		1321N1	ES-000-A28F	
AequoScreen Aequorin					X		HEK293	ES-000-A30	
AequoZen					X		HEK293	ES-000-A30F	
AequoScreen Aequorin + G α_{i6} Protein					X		HEK293	ES-000-A26	
AequoZen + G α_{i6} Protein					X		HEK293	ES-000-A26F	

VALIDATED FOR THESE ASSAYS

TABLE OF CONTENTS

- Introduction
- Receptor List
- G-protein Coupled Receptors
- Other Receptors
- Transporter and Ion Channels
- Signal Transduction
- Controls and Starter Kits
- Contact Us




Controls and Starter Kits Charts

Receptor Type	Subtype	Product Type	Host Cell	Cat. No.
Starter Kits				
Histamine	H ₁	AequoScreen Starter Kit	CHO-K1	ES-390-AS
Muscarinic	M ₅	AequoScreen Starter Kit	CHO-K1	ES-214-AS
Muscarinic and Histamine	M ₅ and H ₁	AequoScreen Starter Kit	CHO-K1	ES-001-A
		AequoZen Frozen Cells Starter Kit	CHO-K1	ES-001-AF

TABLE OF CONTENTS

- Introduction
- Receptor List
- G-protein Coupled Receptors
- Other Receptors
- Transporter and Ion Channels
- Signal Transduction
- Controls and Starter Kits
- Contact Us



www.revivity.com

revivity

Revvity, Inc.
940 Winter Street
Waltham, MA 02451 USA
www.revivity.com

For a complete listing of our global offices, visit www.revivity.com
Copyright ©2024, Revvity, Inc. All rights reserved.

1442698

For research use only. Not for use in diagnostic procedures.