

LANCE® Ultra

Eu-W1024 labeled anti-acetyl-Lysine Antibody

Product number: TRF0412-M Lot Number: 3292741

Product Format: TRF0412-D: 10 µg

TRF0412-M: 100 µg

Manufacturing date: 11/30/2023 Document version: 1

Product Information

Antibody: Europium-labeled mouse monoclonal antibody recognizing acetylated lysine residues. Ideally suited for detecting acetylation of histone lysine residues. Immunogen: Acetylated KLH.

Storage Buffer: 50 mM Tris-HCl pH 7.4, 150 mM NaCl, 0.1% BSA, and 0.05% sodium azide as a preservative.

Molecular Weight: 160 000

Stability: This product is stable for at least 12 months from the manufacturing date when stored in its original packaging and the recommended storage conditions.

Storage Conditions: Store aliquoted at -20°C. Avoid repeated freeze-thaw cycles.

Quality Control

The QC release specifications are based on spectrophotometric analysis of the labeled antibody. We certify that results meet our quality release criteria.

Labeling Ratio: 6.3 / 1

Concentration: 100 µg/mL , 0.625 µM

Recommended Assay Conditions

Recommendations

- Centrifuge tubes briefly to improve recovery of content. Mix gently before use.

- When diluting peptides, change tips after each dilution. When loading reagents in the assay microplate, change tips after each reagent addition and between each set of reagents.
- Small volumes may be prone to evaporation. It is recommended to cover microplates with a TopSeal-A adhesive sealing film to reduce evaporation during incubation.
- Remove the TopSeal-A sealing film prior to reading.

Peptide Titration Assay

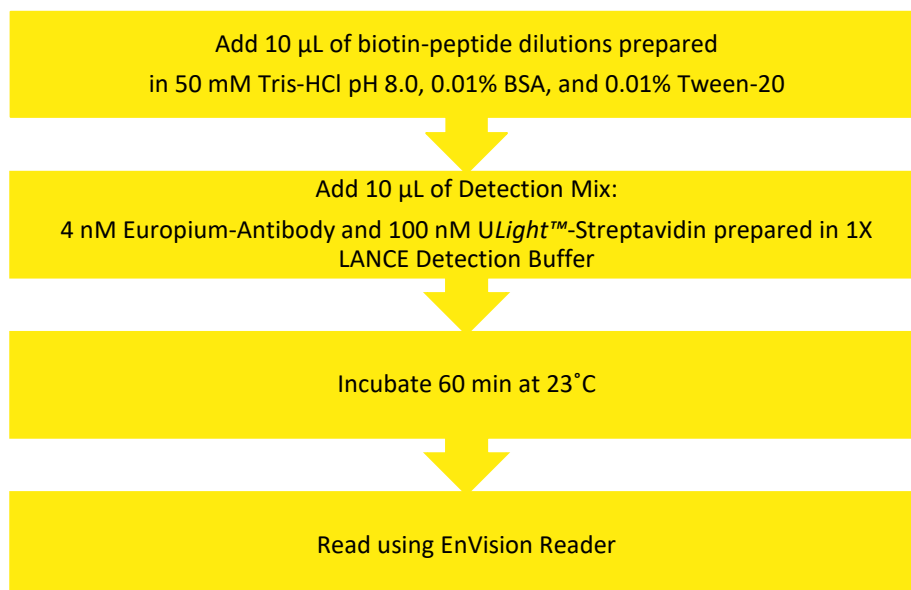
Item	Suggested source
White OptiPlate™-384	Revvity Inc.
TopSeal™-A Plus Adhesive Sealing Film	Revvity Inc.
EnVision® Reader	Revvity Inc.
LANCE® Ultra ULight™-Streptavidin	Revvity Inc.
Histone H4K5/8/12/16 acetylated peptide, biotinylated	AnaSpec, 65248
Histone H4 (1-25) peptide, biotinylated	AnaSpec, 65242
LANCE® Detection Buffer, 10X	Revvity Inc.

SUGGESTED METHOD:

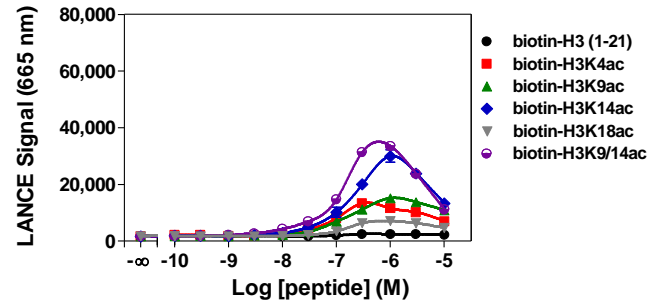
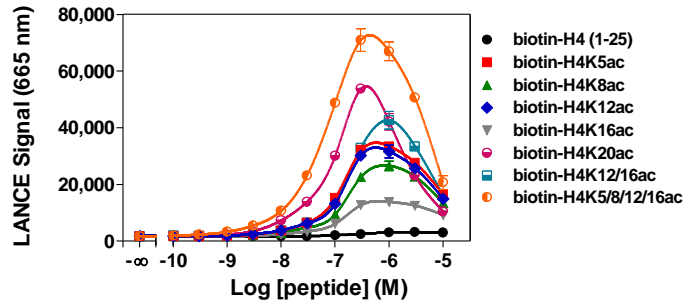
(Specific applications might require optimization)

Protocol

This peptide titration assay includes 12 half-log serial dilutions with triplicate determinations. Peptide concentrations are indicated for a 10 µL volume. Final concentrations of europium-labeled antibody and ULight-Streptavidin in the 20 µL final assay volume are 2 nM and 50 nM, respectively.



Typical Product Data



Specificity of the Europium-anti-acetyl-Lysine Antibody. Histone H3-derived peptides with different epigenetic marks were titrated. Signal was detected with an EnVision. The hook effect observed at higher peptide concentrations is typical of three-component assays and occurs when peptide concentrations exceed the binding capacity of the *ULight™*-Streptavidin and/or europium-labeled antibody.

The information provided in this document is valid for the specified lot number and date of analysis. This information is for reference purposes only and does not constitute a warranty or guarantee of the product's suitability for any specific use. Revvity, Inc., its subsidiaries, and/or affiliates (collectively, "Revvity") do not assume any liability for any errors or damages arising from the use of this document or the product described herein. REVVITY EXPRESSLY DISCLAIMS ALL WARRANTIES, INCLUDING WARRANTIES OF MERCHANTABILITY OR FITNESS FOR A PARTICULAR PURPOSE, REGARDLESS OF WHETHER ORAL OR WRITTEN, EXPRESS OR IMPLIED, ALLEGEDLY ARISING FROM ANY USAGE OF ANY TRADE OR ANY COURSE OF DEALING, IN CONNECTION WITH THE USE OF INFORMATION CONTAINED HEREIN OR THE PRODUCT ITSELF.

TRF0412-R Rev01



Revvity, Inc.
940 Winter Street
Waltham, MA 02451 USA

(800) 762-4000 www.revvity.com

For a complete listing of our global offices, visit www.revvity.com
Copyright ©2023, Revvity, Inc. All rights reserved.