

AlphaLISA™ SureFire® Biotin Free

Human SYK Total Detection Kit

Product number: ASBF-TSYK-A500, ASBF-TSYK-A10K,
ASBF-TSYK-A50K, ASBF-TSYK-A-HV



Kit specificity:

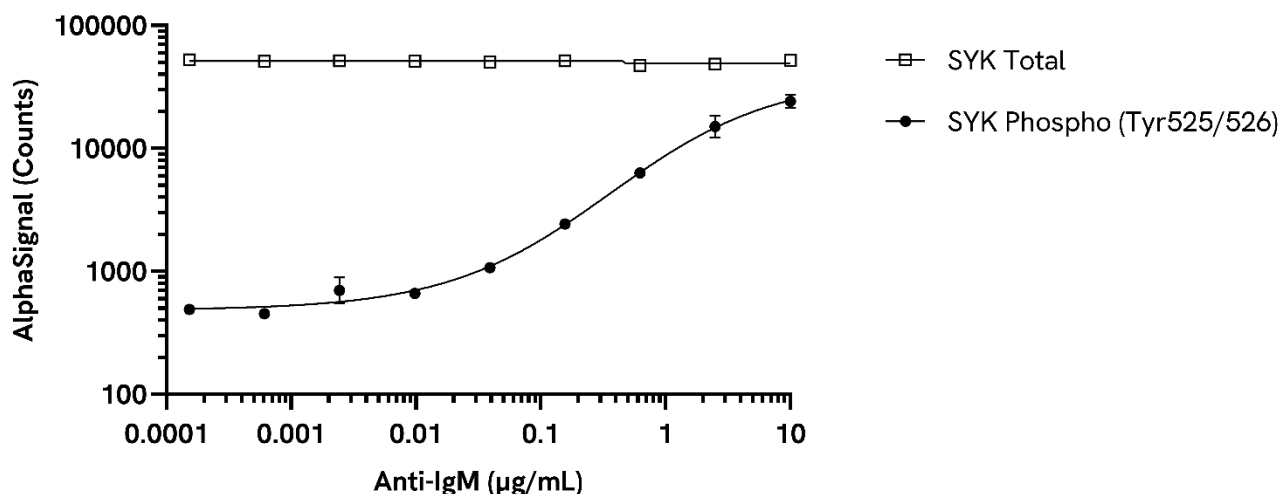
This assay kit contains antibodies which recognize distinct epitopes on Tyrosine-protein kinase SYK. The protein detected by this kit corresponds to UniProt ID P43405. SYK is also known as Spleen tyrosine kinase and p72-Syk. These antibodies recognize SYK of human. Other species should be tested on a case-by-case basis.

Control lysate information:

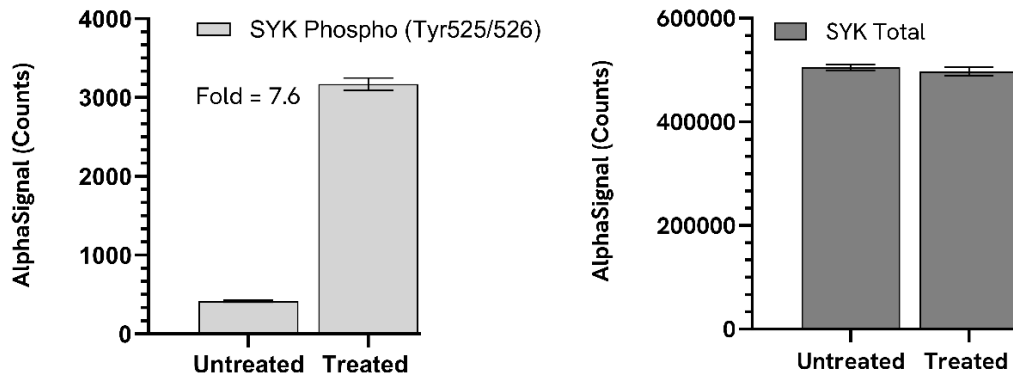
Positive Control Lysate: Prepared from U937 cells cultured in 10% FBS containing medium. Cells were harvested, washed with HBSS + 0.1% BSA and adjusted to 2×10^6 cells/mL, then treated with 0.5 mM Pervanadate for 30 minutes. Cells were spun down at 300 RCF for 5 minutes and lysed in Lysis Buffer at 1×10^6 cells/mL.

Representative data:

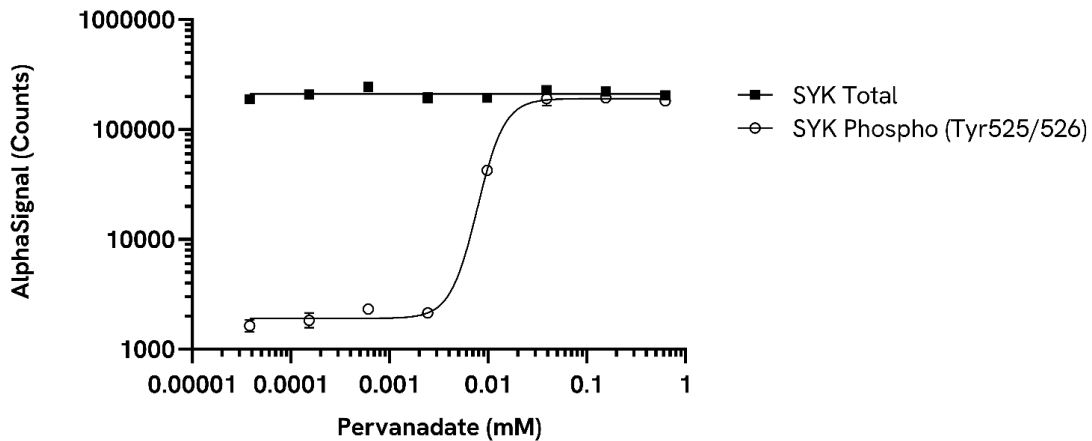
Data obtained with a 2-plate, 2-incubation protocol. Ramos cells were seeded at 200K cells/mL in a 96-well plate in serum free RPMI 1640 medium and treated with Anti-IgM at the indicated concentrations for 20 minutes. Cells were lysed with the addition of 5X Lysis Buffer and assayed separately for Phospho (Tyr525/526) and Total SYK using respective SureFire Biotin Free kits. Equivalent to approximately 8,000 cells/datapoint.



Data obtained with a 2-plate, 2-incubation protocol. THP-1 cells were treated with 35 ng/mL TGF- β for 18 hours. Cells were seeded at 400K cells/well in a 96-well plate in serum free RPMI 1640 medium and treated with 20 μ M TREM2 Activator (MedChemExpress, HY-148095) for 2 minutes. Cells were lysed with the addition of 5X Lysis Buffer and assayed separately for Phospho (Tyr525/526) and Total SYK using respective *SureFire* Biotin Free kits. Equivalent to approximately 16,000 cells/datapoint.



Data obtained with a 2-plate, 2-incubation protocol. U937 cells were seeded at 400K cells/well in a 96-well plate in RPMI 1640 medium and treated with Pervanadate at the indicated concentrations for 30 minutes. Cells were lysed with the addition of 5X Lysis Buffer and assayed separately for Phospho (Tyr525/526) and Total SYK using respective *SureFire* Biotin Free kits. Equivalent to approximately 16,000 cells/datapoint.



The information provided in this document is for reference purposes only and may not be all-inclusive. Revvity, Inc., its subsidiaries, and/or affiliates (collectively, "Revvity") do not assume liability for the accuracy or completeness of the information contained herein. Users should exercise caution when handling materials as they may present unknown hazards. Revvity shall not be liable for any damages or losses resulting from handling or contact with the product, as Revvity cannot control actual methods, volumes, or conditions of use. Users are responsible for ensuring the product's suitability for their specific application. REVVITY EXPRESSLY DISCLAIMS ALL WARRANTIES, INCLUDING WARRANTIES OF MERCHANTABILITY OR FITNESS FOR A PARTICULAR PURPOSE, REGARDLESS OF WHETHER ORAL OR WRITTEN, EXPRESS OR IMPLIED, ALLEGEDLY ARISING FROM ANY USAGE OF ANY TRADE OR ANY COURSE OF DEALING, IN CONNECTION WITH THE USE OF INFORMATION CONTAINED HEREIN OR THE PRODUCT ITSELF"

