

AlphaLISA™ SureFire® Ultra™

Human p-STAT6 (Tyr641) High Performance Detection Kit

Product number: ALSU-PST6-B500, ALSU-PST6-B10K,
ALSU-PST6-B50K, ALSU-PST6-B-HV



Kit specificity:

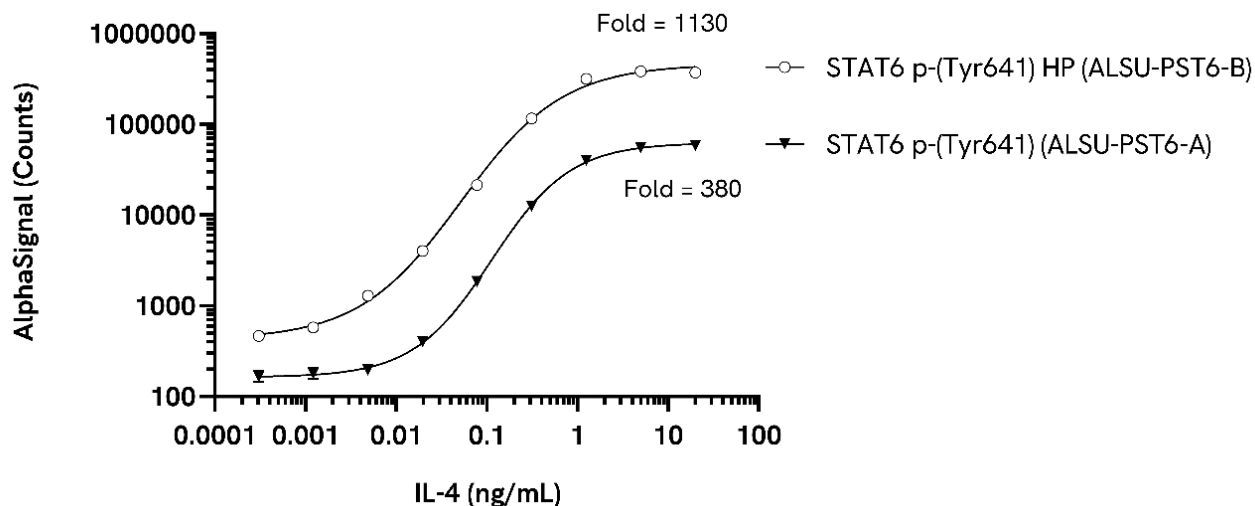
This assay kit contains antibodies which recognize the phospho-Tyr641 epitope and a distal epitope on STAT6. The protein detected by this kit corresponds to UniProt ID P42226. STAT6 is also known as transducer and activator of transcription 6 and IL-4 Stat. These antibodies recognize STAT6 of human origin. Other species should be tested on a case-by-case basis.

Control lysate information:

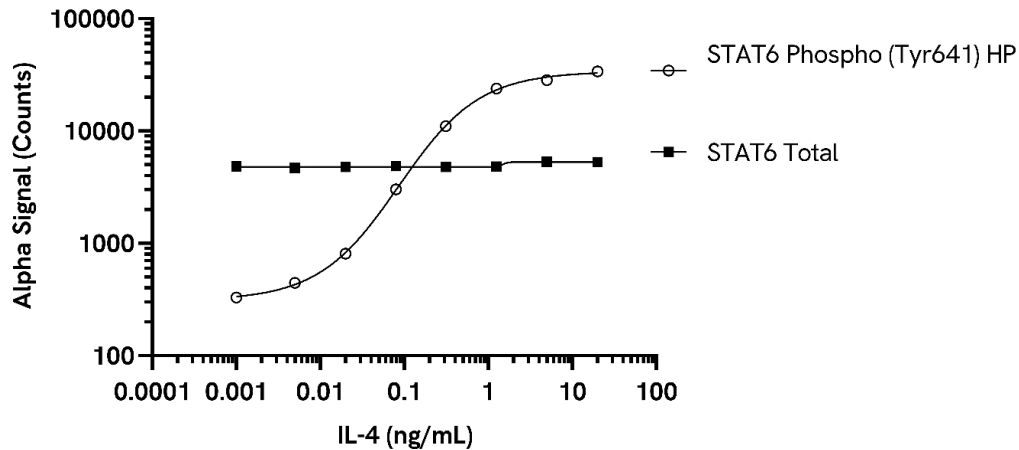
Positive Control Lysate: Prepared from HeLa cells, cultured to confluence in T175 flasks in 10% FBS containing medium, then treated with 20 ng/mL IL-4 for 20 minutes and lysed with 4 mL of Lysis Buffer.

Representative data:

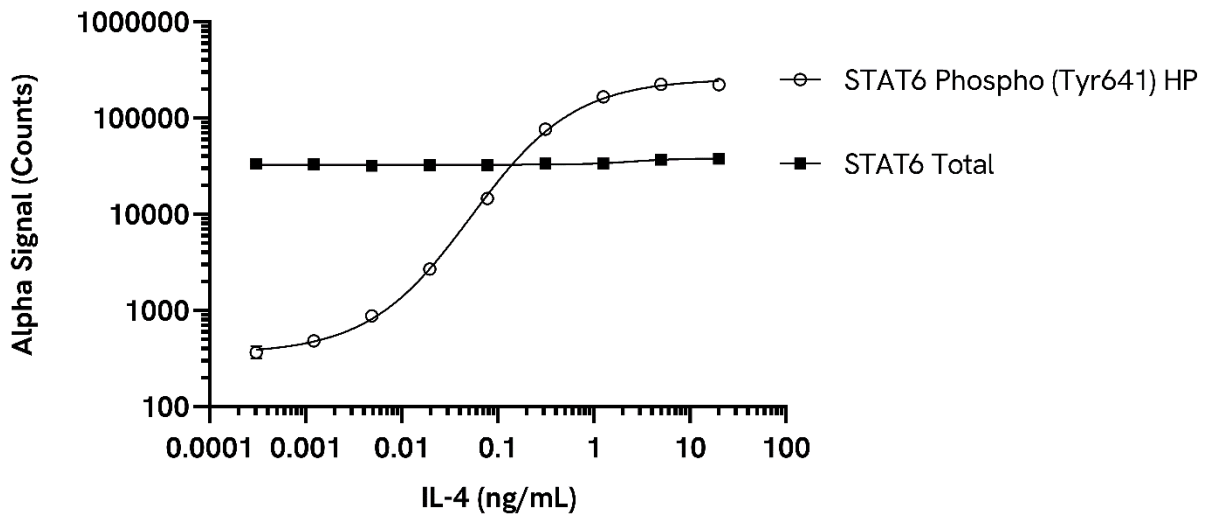
Data obtained using a 2-plate, 2-incubation protocol. THP-1 cells were seeded at 400K cells/well in a 96-well plate in HBSS + 0.1% BSA and treated with IL-4 at the indicated concentrations for 20 minutes. Cells were lysed with the addition of 5X Lysis Buffer and assayed for STAT6 Phospho (Tyr641) using *SureFire Ultra* kits ALSU-PST6-A and ALSU-PST6-B. Equivalent to approximately 16,000 cells/datapoint.



Data obtained using a 2-plate, 2-incubation protocol. PBMCs were isolated from healthy donors and cultured for 6 days in complete DMEM containing 20 ng/mL M-CSF to differentiate them into macrophages. Macrophages were seeded at 30K cells/well in a 96-well plate and incubated overnight. The cells were treated with IL-4 at the indicated concentrations for 20 minutes. Cells were lysed with Lysis Buffer and assayed separately for Phospho (Tyr641) HP and Total STAT6 using respective *SureFire Ultra* kits. Equivalent to approximately 3,000 cells/datapoint.



Data obtained using a 2-plate, 2-incubation protocol. A431 cells were seeded at 60K cells/well in a 96-well plate and incubated overnight. Cells were treated with IL-4 at the indicated concentrations for 20 minutes. Cells were lysed with Lysis Buffer and assayed separately for Phospho (Tyr641) HP and Total STAT6 using respective *SureFire Ultra* kits. Equivalent to approximately 4,000 cells/datapoint.



The information provided in this document is for reference purposes only and may not be all-inclusive. Revvity, Inc., its subsidiaries, and/or affiliates (collectively, "Revvity") do not assume liability for the accuracy or completeness of the information contained herein. Users should exercise caution when handling materials as they may present unknown hazards. Revvity shall not be liable for any damages or losses resulting from handling or contact with the product, as Revvity cannot control actual methods, volumes, or conditions of use. Users are responsible for ensuring the product's suitability for their specific application. REVVITY EXPRESSLY DISCLAIMS ALL WARRANTIES, INCLUDING WARRANTIES OF MERCHANTABILITY OR FITNESS FOR A PARTICULAR PURPOSE, REGARDLESS OF WHETHER ORAL OR WRITTEN, EXPRESS OR IMPLIED, ALLEGEDLY ARISING FROM ANY USAGE OF ANY TRADE OR ANY COURSE OF DEALING, IN CONNECTION WITH THE USE OF INFORMATION CONTAINED HEREIN OR THE PRODUCT ITSELF"

